






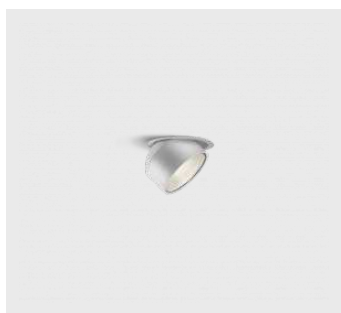
Family

Shift



Designer Kryštof Nosál has created a luminaire with unrivalled variability. In addition, the Shift family of single luminaires allows for any method of installation. You can choose between a semi-recessed, surface and pendant version. The spot LED luminaire consists of 1, 2, 3 or 5 light sources, which can be moved along the axis of the luminaire body, tilted up to an angle of 45° and rotated up to 355°. The luminaire has 4 beam angles of 15°, 25°, 36°, 60°.

Type of installation	Recessed, Surface, Suspended
Light distribution	Direct
Colour of the luminaires	Black, Silver, White
Colour Temperature	3000 K warm white, 4000 K cool white
Material	Aluminium
Light source	LED MODUL
MacAdam Light source	3
Connection of the luminaires	ON/OFF DALI ON/OFF + 1h emergency ON/OFF + 3h emergency ON/OFF multiwatt
Lifetime	L80/B20 50 000 hours
Warranty	5 years


Luminaire family variants Shift





Shift

Assembly		Light distribution	
			
Energy class		Marks	
energy_class_d		energy_class_e	energy_class_g


Notes

Beam angle	18, 25, 32, 52
Colour of the luminaires	
Colour Temperature	3000 K warm white 4000 K cool white
Optic system	FLOOD - wide angle SPOT - narrow angle MEDIUM - middle angle Wide beam angle Reflector
Connection of the luminaires	ON/OFF DALI ON/OFF + 1h emergency ON/OFF + 3h emergency ON/OFF multiwatt
Ra	90

Shift

Assembly		Light distribution	
			
Energy class		Marks	
energy_class_d		energy_class_e	

Code	Dimensions l/w/h (mm)	Power of the luminaire (W)	Luminous flux (lm)	Colour Temperature (K)	UGR
26-200F-20GDE/940, W	420 × 85 × 92	18.6	1060	4000	< 14.7
26-200F-20GGE/940, W	420 × 85 × 92	34.6	1810	4000	< 16.6

Notes	Beam angle	18, 25, 32, 52
	Colour of the luminaires	
	Colour Temperature	3000 K warm white 4000 K cool white
	Optic system	Reflector
	Connection of the luminaires	ON/OFF DALI
	Ra	90

Shift

Assembly



Light distribution




Energy class

energy_class_d energy_class_e energy_class_g

Marks

Code	Dimensions l/w/h (mm)	Power of the luminaire (W)	Luminous flux (lm)	Colour Temperature (K)	UGR
26-500F-20GDE/940, W	420 × 85 × 92	18.6	1060	4000	< 14.7
26-500F-20GGE/940, W	420 × 85 × 92	34.6	1810	4000	< 16.6

Notes	Beam angle	18, 25, 32, 52
	Colour of the luminaires	
	Colour Temperature	3000 K warm white 4000 K cool white
	Optic system	Reflector
	Connection of the luminaires	ON/OFF DALI
	Ra	90

Shift

Assembly



Light distribution




Energy class

energy_class_d energy_class_e

Marks

Code	Dimensions l/w/h (mm)	Power of the luminaire (W)	Luminous flux (lm)	Colour Temperature (K)	UGR
26-200F-30GDE/940, W	720 × 85 × 92	27.9	1060	4000	< 14.7
26-200F-30GGE/940, W	720 × 85 × 92	51.9	1810	4000	< 16.6

Notes	Beam angle	18, 25, 32, 52
	Colour of the luminaires	
	Colour Temperature	3000 K warm white 4000 K cool white
	Optic system	Reflector
	Connection of the luminaires	ON/OFF DALI
	Ra	90

Shift

Assembly



Light distribution



Energy class

energy_class_d energy_class_e energy_class_g

Marks

Code	Dimensions l/w/h (mm)	Power of the luminaire (W)	Luminous flux (lm)	Colour Temperature (K)	UGR
26-500F-30GDE/940, W	720 × 85 × 92	27.9	1060	4000	< 14.7
26-500F-30GGE/940, W	720 × 85 × 92	51.9	1810	4000	< 16.6

Notes

Beam angle 18, 25, 32, 52

Colour of the
luminaires



Colour Temperature

3000 K warm white
4000 K cool white

Optic system

Reflector

Connection of the
luminaires

ON/OFF
DALI

Ra

90

Shift

Assembly



Light distribution




Energy class

energy_class_d energy_class_e

Marks

Code	Dimensions l/w/h (mm)	Power of the luminaire (W)	Luminous flux (lm)	Colour Temperature (K)	UGR
26-200F-50GDE/940, W	1020 × 85 × 92	46.5	1060	4000	< 14.7
26-200F-50GGE/940, W	1020 × 85 × 92	86.5	1810	4000	< 16.6

Notes	Beam angle	18, 25, 32, 52
	Colour of the luminaires	
	Colour Temperature	3000 K warm white 4000 K cool white
	Optic system	Reflector
	Connection of the luminaires	ON/OFF DALI
	Ra	90

Shift

Assembly



Light distribution




Energy class

energy_class_d energy_class_e energy_class_g









Marks

Code	Dimensions l/w/h (mm)	Power of the luminaire (W)	Luminous flux (lm)	Colour Temperature (K)	UGR
26-500F-50GDE/940, W	1020 × 85 × 92	46.5	1060	4000	< 14.7
26-500F-50GGE/940, W	1020 × 85 × 92	86.5	1810	4000	< 16.6




Notes	Beam angle	18, 25, 32, 52
	Colour of the luminaires	
	Colour Temperature	3000 K warm white 4000 K cool white
	Optic system	Reflector
	Connection of the luminaires	ON/OFF DALI
	Ra	90

Legend


Type of installation

	Recessed lights		Wall mounted lights
	Semi-recessed luminaire		Suspended lights
	Surface lights		Free-standing lights
	3 circuit track lights		Table lamp lights







Light distribution

	Direct luminaire
	Direct-indirect luminaire
	Indirect luminaire

Light source

	Tunable White adjusting the color temperature		RealWhite true display of white color
	RealColour true display of colors Ra≥97		StrongColour highlight one color

Marks

	Luminaire of electrical classification I (accessible conductive parts are connected to a protective cable)
	Luminaire of electrical classification II (accessible conductive parts are connected to a protective cable)
	Luminaire of electrical classification III (protection against electric shock is based on double or reinforced insulation)
	European mark of conformity that indicates the conformity of the properties of the product with all the harmonized standards and regulations of the European Community that apply to it
	Luminaires are certified according to the European ENEC system
	Recommended mounting hole size

IPxy IP code indicating the degree of protection of live parts

EAC Eurasian Conformity

11S-501I-20GGE/840, W

11S-501I-20GGE/840, W

11S-501I-20GGE/840, W

11S-501I-20GGE/840, W

Optic system

Electrical connection

Colour












Optic system

B	Microprismatic system, low UGR	L	Plain aluminium reflector
C	Clear cover	M	Matt parabolic louvre
D	Asymmetric reflector	S	SPOT - narrow angle
E	Polished parabolic louvre, high LOR	U	MEDIUM - middle angle
F	FLOOD - wide angle	W	Wide beam angle
I	Microprismatic optical system	Z	Plastic louver, low UGR
K	Opal diffuser		




Electrical connection

/BT	Luminaires controlled via Bluetooth technology	P	Sensor and electronic ballast
D	DALI dimmable	T	By switch dimmable (touch dimm)
E	Electronic ballast non-dimmable	TD	DALI or by switch (touch dimm) dimmable
M	Electronic ballast non-dimmable with 1h emergency	U	Dimmable luminaire with dimmer on the luminaire
M3	Electronic ballast non-dimmable with 3h emergency		

Colour

W	 RAL 9003	B	 RAL 9005	S	 TIGER 09/90530
1021	 RAL 1021	2000	 RAL 2000	3020	 RAL 3020
5015	 RAL 5015	6018	 RAL 6018	7016	 RAL 7016
9006	 RAL 9006	9010	 RAL 9010		

Značky typu

	Smart – Luminaire or the lighting system controlled by motion, daylight or via smart devices using Bluetooth technology
	Acoustic – Luminaire with acoustic absorption properties which reduce disturbing noise and improve the acoustics of the room
	Multiwatt – Luminaires with individually adjustable luminous flux using a special antenna or mobile application

UGR UGR – The luminaire suitable for office spaces