



## Family

# Lina80



Lina80 luminaires with an easy L-Click system feature an elegant and classic linear design with excellent illumination characteristics with both ceiling mounted and suspended versions, allowing them to fit into almost any space. Lina80 lighting is the right solution for offices, business, social and cultural spaces, as well as households and restaurants. With Tunable White, you set the white color temperature according to the time of day. The light thus provides optimal light helping you to focus on and concentrate on the work.

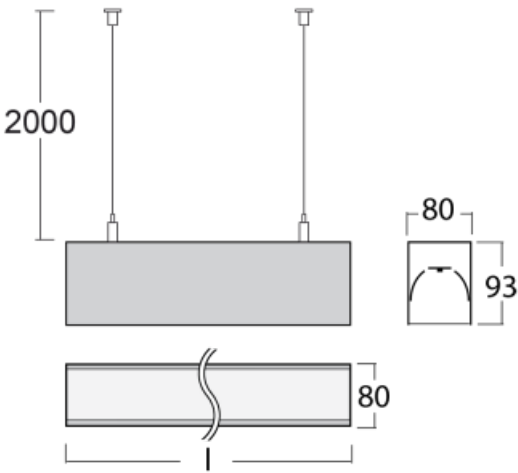
Type of installation	Recessed, Surface, Suspended
Light distribution	Direct, Direct-indirect
Colour of the luminaires	Black, Silver, White
Colour Temperature	3000 K warm white, 4000 K cool white
Material	Aluminium
Light source	LED MODUL
MacAdam Light source	2
Connection of the luminaires	ON/OFF DALI ON/OFF + 1h emergency Other type of dimming ON/OFF + 3h emergency
Lifetime	L80/B10, L90/B50 50 000 hours
Warranty	5 years

## Luminaire family variants Lina80





Lina80



Assembly

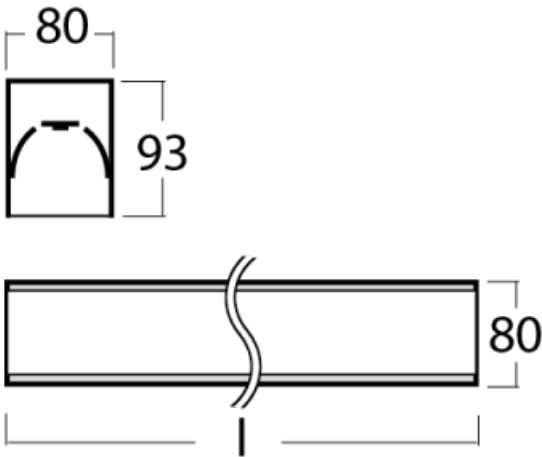
Light distribution

Energy class

Marks

Notes The luminaires come with fittings, 2m long suspension, cable and a ceiling cup.

Lina80



Assembly

Light distribution

Energy class


Marks

energy\_class\_g

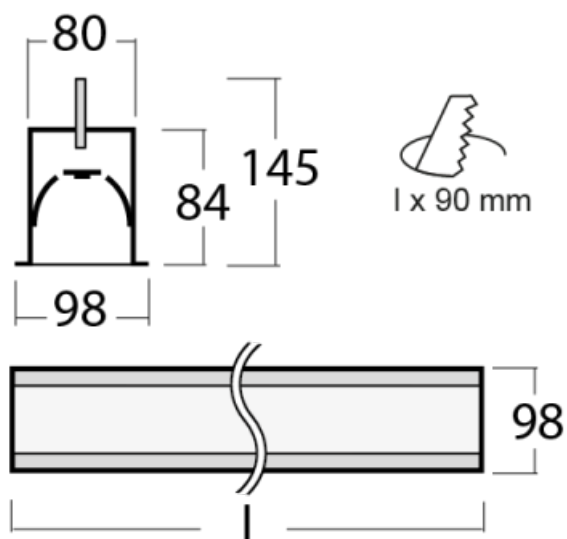
Code	Dimensions l/w/h (mm)	Power of the luminaire (W)	Luminous flux (lm)	Colour Temperature (K)	UGR
05-200K-10GEE/840, W	566 × 80 × 93	7.4	1060	4000	< 23.5
05-200K-10GGE/840, W	566 × 80 × 93	12.4	1630	4000	< 25
05-200K-10GHE/840, W	566 × 80 × 93	21.9	2670	4000	< 26.7
05-200K-15GEE/840, W	847 × 80 × 93	11.1	1600	4000	< 23.5
05-200K-15GGE/840, W	847 × 80 × 93	18.6	2450	4000	< 25
05-200K-15GHE/840, W	847 × 80 × 93	32.9	4010	4000	< 26.7
05-200K-20GEE/840, W	1127 × 80 × 93	15.8	2130	4000	< 23.5
05-200K-20GGE/840, W	1127 × 80 × 93	24.8	3270	4000	< 25
05-200K-20GHE/840, W	1127 × 80 × 93	43.8	5350	4000	< 26.7
05-200K-25GEE/840, W	1408 × 80 × 93	18.5	2670	4000	< 23.6
05-200K-25GGE/840, W	1408 × 80 × 93	31	4090	4000	< 25
05-200K-25GHE/840, W	1408 × 80 × 93	54.8	6690	4000	< 26.7
05-200K-30GEE/840, W	1683 × 80 × 93	22.2	3200	4000	< 23.5
05-200K-30GGE/840, W	1683 × 80 × 93	37.2	4910	4000	< 25
05-200K-30GHE/840, W	1683 × 80 × 93	65.7	8030	4000	< 26.7
05-200K-35GEE/840, W	1964 × 80 × 93	25.9	3740	4000	< 23.6
05-200K-35GGE/840, W	1964 × 80 × 93	43.4	5720	4000	< 25
05-200K-35GHE/840, W	1964 × 80 × 93	76.7	9370	4000	< 26.7
05-200K-40GEE/840, W	2244 × 80 × 93	29.6	4270	4000	< 23.6
05-200K-40GGE/840, W	2244 × 80 × 93	49.6	6540	4000	< 25
05-200K-40GHE/840, W	2244 × 80 × 93	87.6	10710	4000	< 26.7
05-200K-50GEE/840, W	2810 × 80 × 93	37	5340	4000	< 23.6
05-200K-50GGE/840, W	2810 × 80 × 93	62	8180	4000	< 25
05-200K-50GHE/840, W	2810 × 80 × 93	109.5	13390	4000	< 26.7
05-200K-60GEE/840, W	3366 × 80 × 93	44.4	6410	4000	< 23.6
05-200K-60GGE/840, W	3366 × 80 × 93	74.4	9820	4000	< 25
05-200K-60GHE/840, W	3366 × 80 × 93	131.4	16060	4000	< 26.7
05-200K-80GEE/840, W	4493 × 80 × 93	59.2	8850	4000	< 23.7
05-200K-80GGE/840, W	4493 × 80 × 93	99.2	13090	4000	< 25

05-200K-80GHE/840, W	4493 × 80 × 93	175.2	21420	4000	< 26.7
----------------------	----------------	-------	-------	------	--------

AnThese codes represent white luminaires with chromaticity temperature 4000K and opal diffuser.

Notes	Colour of the luminaires	
	Colour Temperature	3000 K warm white 4000 K cool white
	Optic system	Microprisma Opal diffuser
	Connection of the luminaires	ON/OFF DALI ON/OFF + 1h emergency Other type of dimming ON/OFF + 3h emergency
	Ra	80
	Luminaires come complete with all necessary accessories.	

## Lina80



### Assembly



### Light distribution



### Energy class

energy\_class\_g

### Marks

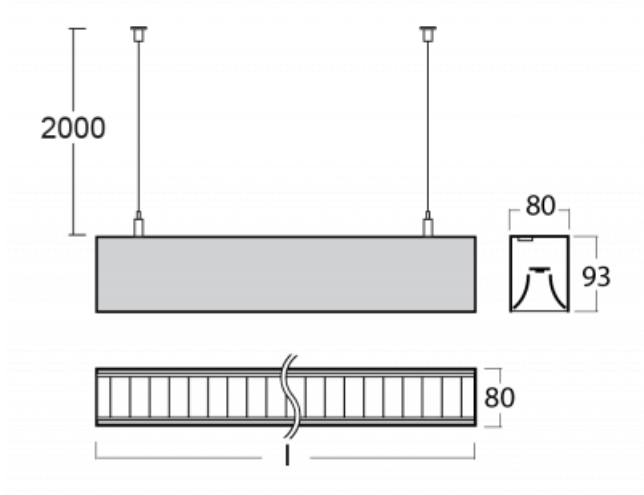
Code	Dimensions l/w/h (mm)	Power of the luminaire (W)	Luminous flux (lm)	Colour Temperature (K)	UGR
05-000K-10GEE/840, W	581 × 98 × 84	7.4	1060	4000	< 23.5
05-000K-10GGE/840, W	581 × 98 × 84	12.4	1630	4000	< 25
05-000K-10GHE/840, W	581 × 98 × 84	21.9	2670	4000	< 26.7
05-000K-15GEE/840, W	862 × 98 × 84	11.1	1600	4000	< 23.5
05-000K-15GGE/840, W	862 × 98 × 84	18.6	2450	4000	< 25
05-000K-15GHE/840, W	862 × 98 × 84	32.9	4010	4000	< 26.7
05-000K-20GEE/840, W	1142 × 98 × 84	14.8	2130	4000	< 23.5
05-000K-20GGE/840, W	1142 × 98 × 84	24.8	3270	4000	< 25
05-000K-20GHE/840, W	1142 × 98 × 84	43.8	5350	4000	< 26.7
05-000K-25GEE/840, W	1423 × 98 × 84	18.5	2670	4000	< 23.6
05-000K-25GGE/840, W	1423 × 98 × 84	31	4090	4000	< 25
05-000K-25GHE/840, W	1423 × 98 × 84	54.8	6690	4000	< 26.7
05-000K-30GEE/840, W	1703 × 98 × 84	22.2	3200	4000	< 23.5
05-000K-30GGE/840, W	1703 × 98 × 84	37.2	4910	4000	< 25
05-000K-30GHE/840, W	1703 × 98 × 84	65.7	8030	4000	< 26.7
05-000K-35GEE/840, W	1984 × 98 × 84	25.9	3740	4000	< 23.6
05-000K-35GGE/840, W	1984 × 98 × 84	43.4	5720	4000	< 25
05-000K-35GHE/840, W	1984 × 98 × 84	76.7	9370	4000	< 26.7
05-000K-40GEE/840, W	2264 × 98 × 84	29.6	4270	4000	< 23.6
05-000K-40GGE/840, W	2264 × 98 × 84	49.6	6540	4000	< 25
05-000K-40GHE/840, W	2264 × 98 × 84	87.6	10710	4000	< 26.7
05-000K-50GEE/840, W	2825 × 98 × 84	37	5340	4000	< 23.6
05-000K-50GGE/840, W	2825 × 98 × 84	62	8180	4000	< 25
05-000K-50GHE/840, W	2825 × 98 × 84	109.5	13390	4000	< 26.7
05-000K-60GEE/840, W	3386 × 98 × 84	44.4	6410	4000	< 23.6
05-000K-60GGE/840, W	3386 × 98 × 84	74.4	9820	4000	< 25
05-000K-60GHE/840, W	3386 × 98 × 84	131.4	16060	4000	< 26.7
05-000K-80GEE/840, W	4508 × 98 × 84	59.2	8850	4000	< 23.7
05-000K-80GGE/840, W	4508 × 98 × 84	99.2	13090	4000	< 25

05-000K-80GHE/840, W	4508 × 98 × 84	175.2	21420	4000	< 26.7
----------------------	----------------	-------	-------	------	--------

AnThese codes represent white luminaires with chromaticity temperature 4000K and opal diffuser.

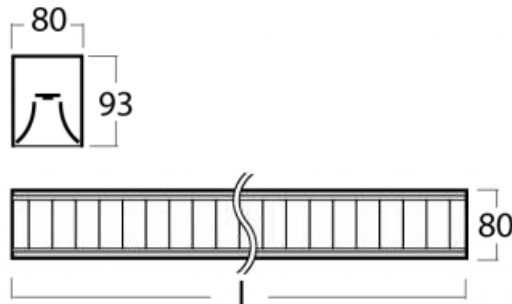



Notes	Colour of the luminaires	● ● ●
	Colour Temperature	3000 K warm white 4000 K cool white
	Optic system	Microprisma Opal diffuser Microprisma low UGR
	Connection of the luminaires	ON/OFF DALI ON/OFF + 1h emergency Other type of dimming ON/OFF + 3h emergency
	Ra	80
	Luminaires come complete with all necessary accessories.	

## Lina80

	Assembly	Light distribution
	Energy class	Marks
	energy_class_g	

Notes	The luminaires come with fittings, 2m long suspension, cable and a ceiling cup.
-------	---

## Lina80

	Assembly		Light distribution	
				
	Energy class		Marks	
	energy_class_g			
Notes	Colour of the luminaires			
	Colour Temperature		3000 K warm white 4000 K cool white	
	Optic system		Matt parabolic louvre	
	Connection of the luminaires		ON/OFF DALI	
	Ra		80	
Luminaires come complete with all necessary accessories.				

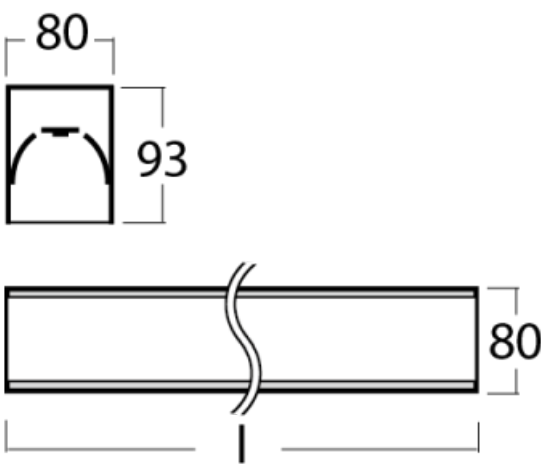
## Lina80



	Assembly		Light distribution	
	Energy class		Marks	
energy_class_g				

**Notes** The luminaires come with fittings, 2m long suspension, cable and a ceiling cup.




# Lina80



<b>Assembly</b> 	<b>Light distribution</b> 
<b>Energy class</b> energy_class_g	<b>Marks</b>

Code	Dimensions l/w/h (mm)	Power of the luminaire (W)	Luminous flux (lm)	Colour Temperature (K)	UGR
05-200B-20GHE/840, W	1127 × 80 × 93	27.3	3370	4000	< 18.8
05-200B-25GHE/840, W	1408 × 80 × 93	34.2	4210	4000	< 18.8

These codes represent white luminaires with chromaticity temperature 4000K and micro-prismatic optical system.

Notes	Colour of the luminaires 
Colour Temperature	3000 K warm white 4000 K cool white
Optic system	Microprisma low UGR
Connection of the luminaires	ON/OFF DALI ON/OFF + 3h emergency
Ra	80

Luminaires come complete with all necessary accessories.

## Lina80



### Assembly



### Light distribution



### Energy class

energy\_class\_g


### Marks

Code	Dimensions l/w/h (mm)	Power of the luminaire (W)	Luminous flux (lm)	Colour Temperature (K)	UGR
05-500K-10GEE/840, W	561 × 80 × 93	7.4	1060	4000	< 23.5
05-500K-10GGE/840, W	561 × 80 × 93	12.4	1630	4000	< 25
05-500K-10GHE/840, W	561 × 80 × 93	21.9	2670	4000	< 26.7
05-500K-15GEE/840, W	842 × 80 × 93	11.1	1600	4000	< 23.5
05-500K-15GGE/840, W	842 × 80 × 93	18.6	2450	4000	< 25
05-500K-15GHE/840, W	842 × 80 × 93	32.9	4010	4000	< 26.7
11-501K-15GEE/840, W	847 × 80 × 93	14.6	2040	4000	< 19.8
11-501K-15GGE/840, W	847 × 80 × 93	24	3150	4000	< 21.3
11-501K-15GHE/840, W	847 × 80 × 93	33.6	4160	4000	< 22.3
05-500K-20GEE/840, W	1127 × 80 × 93	15.8	2130	4000	< 23.5
11-501K-20GEE/840, W	1127 × 80 × 93	21.9	3050	4000	< 21.2
11-501K-20GEM/840, W	1127 × 80 × 93	21.9	3050	4000	< 21.2
11-501K-20GEM3/840, W	1127 × 80 × 93	21.9	3050	4000	< 21.2
05-500K-20GGE/840, W	1127 × 80 × 93	24.8	3270	4000	< 25
05-500B-20GHE/840, W	1127 × 80 × 93	31.3	3370	4000	< 18.8
11-501K-20GGM/840, W	1127 × 80 × 93	36	4690	4000	< 22.7
11-501K-20GGM3/840, W	1127 × 80 × 93	36	4690	4000	< 22.7
11-501K-20GGE/840, W	1127 × 80 × 93	36	4690	4000	< 22.7
05-500K-20GHE/840, W	1127 × 80 × 93	43.8	5350	4000	< 26.7
11-501K-20GHE/840, W	1127 × 80 × 93	50.4	6200	4000	< 23.7
05-500K-25GEE/840, W	1408 × 80 × 93	18.5	2670	4000	< 23.6
11-501K-25GEM/840, W	1408 × 80 × 93	29.2	4050	4000	< 20.9
11-501K-25GEM3/840, W	1408 × 80 × 93	29.2	4050	4000	< 20.9
11-501K-25GEE/840, W	1408 × 80 × 93	29.2	4050	4000	< 20.9
05-500K-25GGE/840, W	1408 × 80 × 93	31	4090	4000	< 25
05-500B-25GHE/840, W	1408 × 80 × 93	34.2	4210	4000	< 18.8
11-501K-25GGM/840, W	1408 × 80 × 93	48	6240	4000	< 22.4
11-501K-25GGM3/840, W	1408 × 80 × 93	48	6240	4000	< 22.4
11-501K-25GGE/840, W	1408 × 80 × 93	48	6240	4000	< 22.4

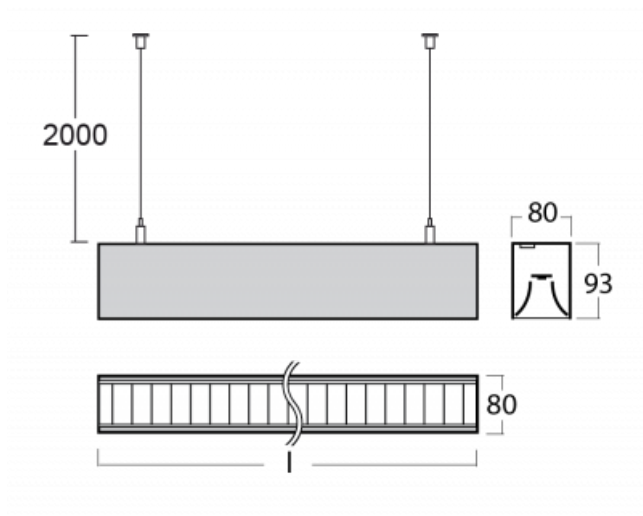
05-500K-25GHE/840, W	1408 × 80 × 93	54.8	6690	4000	< 26.7
11-501K-25GHE/840, W	1408 × 80 × 93	67.2	8240	4000	< 23.3
05-500K-30GEE/840, W	1688 × 80 × 93	22.2	3200	4000	< 23.5
11-501K-30GEM/840, W	1688 × 80 × 93	36.5	5050	4000	< 20.7
11-501K-30GEM3/840, W	1688 × 80 × 93	36.5	5050	4000	< 20.7
11-501K-30GEE/840, W	1688 × 80 × 93	36.5	5050	4000	< 20.7
05-500K-30GGE/840, W	1688 × 80 × 93	37.2	4910	4000	< 25
11-501K-30GGE/840, W	1688 × 80 × 93	60	7780	4000	< 22.2
11-501K-30GGM/840, W	1688 × 80 × 93	60	7780	4000	< 22.2
11-501K-30GGM3/840, W	1688 × 80 × 93	60	7780	4000	< 22.2
05-500K-30GHE/840, W	1688 × 80 × 93	65.7	8030	4000	< 26.7
11-501K-30GHE/840, W	1688 × 80 × 93	84	10280	4000	< 23.1
05-500K-35GEE/840, W	1969 × 80 × 93	25.9	3740	4000	< 23.6
05-500K-35GGE/840, W	1969 × 80 × 93	43.4	5720	4000	< 25
11-501K-35GEE/840, W	1969 × 80 × 93	43.8	6060	4000	< 20.5
11-501K-35GEM/840, W	1969 × 80 × 93	43.8	6060	4000	< 20.5
11-501K-35GEM3/840, W	1969 × 80 × 93	43.8	6060	4000	< 20.5
11-501K-35GGE/840, W	1969 × 80 × 93	72	9330	4000	< 22
11-501K-35GGM/840, W	1969 × 80 × 93	72	9330	4000	< 22
11-501K-35GGM3/840, W	1969 × 80 × 93	72	9330	4000	< 22
05-500K-35GHE/840, W	1969 × 80 × 93	76.7	9370	4000	< 26.7
11-501K-35GHE/840, W	1969 × 80 × 93	100.8	12330	4000	< 23
05-500K-40GEE/840, W	2249 × 80 × 93	29.6	4270	4000	< 23.6
05-500K-40GGE/840, W	2249 × 80 × 93	49.6	6540	4000	< 25
11-501K-40GEE/840, W	2249 × 80 × 93	51.1	7060	4000	< 20.4
11-501K-40GEM/840, W	2249 × 80 × 93	51.1	7060	4000	< 20.4
11-501K-40GEM3/840, W	2249 × 80 × 93	51.1	7060	4000	< 20.4
11-501K-40GGE/840, W	2249 × 80 × 93	84	10870	4000	< 21.9
11-501K-40GGM/840, W	2249 × 80 × 93	84	10870	4000	< 21.9
11-501K-40GGM3/840, W	2249 × 80 × 93	84	10870	4000	< 21.9
05-500K-40GHE/840, W	2249 × 80 × 93	87.6	10710	4000	< 26.7

11-501K-40GHE/840, W	2249 × 80 × 93	117.6	14370	4000	< 22.9
05-500K-50GEE/840, W	2810 × 80 × 93	37	5340	4000	< 23.6
05-500K-50GGE/840, W	2810 × 80 × 93	62	8180	4000	< 25
05-500K-50GHE/840, W	2810 × 80 × 93	109.5	13390	4000	< 26.7
05-500K-60GEE/840, W	3371 × 80 × 93	44.4	6410	4000	< 23.6
05-500K-60GGE/840, W	3371 × 80 × 93	74.4	9820	4000	< 25
05-500K-60GHE/840, W	3371 × 80 × 93	131.4	16060	4000	< 26.7
05-500K-80GEE/840, W	4493 × 80 × 93	59.2	8850	4000	< 23.7
05-500K-80GGE/840, W	4493 × 80 × 93	99.2	13090	4000	< 25
05-500K-80GHE/840, W	4493 × 80 × 93	175.2	21420	4000	< 26.7

AnThese codes represent white luminaires with chromaticity temperature 4000K and opal diffuser.

Notes	Colour of the luminaires	
	Colour Temperature	3000 K warm white 4000 K cool white
	Optic system	Microprisma Opal diffuser Microprisma low UGR
	Connection of the luminaires	ON/OFF DALI ON/OFF + 1h emergency Other type of dimming ON/OFF + 3h emergency
	Ra	80
	Luminaires come complete with all necessary accessories.	

## Lina80



### Assembly



### Light distribution



### Energy class

energy\_class\_g

### Marks

### Notes

Colour of the  
luminaires



Colour Temperature

3000 K warm white  
4000 K cool white

Optic system

Matt parabolic louvre

Connection of the  
luminaires

ON/OFF  
DALI

Ra

80

The luminaires come with fittings, 2m long suspension, cable and a ceiling cup.

## Lina80



### Assembly



### Light distribution




### Energy class

energy\_class\_g

### Marks

Code	Dimensions l/w/h (mm)	Power of the luminaire (W)	Luminous flux (lm)	Colour Temperature (K)	UGR
11-501B-20GHE/840, W	1127 × 80 × 93	42.2	5220	4000	< 16.2
11-501B-25GHE/840, W	1408 × 80 × 93	56.3	6970	4000	< 15.9
11-501B-30GHE/840, W	1688 × 80 × 93	69.4	8720	4000	< 15.7
11-501B-40GHE/840, W	2249 × 80 × 93	97.2	12210	4000	< 15.4

These codes represent white luminaires with chromaticity temperature 4000K and micro-prismatic optical system.

Notes	Colour of the luminaires	
	Colour Temperature	3000 K warm white 4000 K cool white
	Optic system	Microprisma low UGR
	Connection of the luminaires	ON/OFF DALI
	Ra	80

The luminaires come with fittings, 2m long suspension, cable and a ceiling cup.

## Legend

### Type of installation

	Recessed lights		Wall mounted lights
	Semi-recessed luminaire		Suspended lights
	Surface lights		Free-standing lights
	3 circuit track lights		Table lamp lights

### Light distribution

	Direct luminaire
	Direct-indirect luminaire
	Indirect luminaire

### Light source

	<b>Tunable White</b> adjusting the color temperature		<b>RealWhite</b> true display of white color
	<b>RealColour</b> true display of colors Ra≥97		<b>StrongColour</b> highlight one color

### Marks

	Luminaire of electrical classification I (accessible conductive parts are connected to a protective cable)
	Luminaire of electrical classification II (accessible conductive parts are connected to a protective cable)
	Luminaire of electrical classification III (protection against electric shock is based on double or reinforced insulation)
	European mark of conformity that indicates the conformity of the properties of the product with all the harmonized standards and regulations of the European Community that apply to it
	Luminaires are certified according to the European ENEC system
	Recommended mounting hole size

**IPxy** IP code indicating the degree of protection of live parts

**EAC** Eurasian Conformity

## 11S-501I-20GGE/840, W

11S-501I-20GGE/840, W

11S-501I-20GGE/840, W

11S-501I-20GGE/840, W

**Optic system**

**Electrical connection**

**Colour**

### Optic system

<b>B</b>	Microprismatic system, low UGR	<b>L</b>	Plain aluminium reflector
<b>C</b>	Clear cover	<b>M</b>	Matt parabolic louvre
<b>D</b>	Asymmetric reflector	<b>S</b>	SPOT - narrow angle
<b>E</b>	Polished parabolic louvre, high LOR	<b>U</b>	MEDIUM - middle angle
<b>F</b>	FLOOD - wide angle	<b>W</b>	Wide beam angle
<b>I</b>	Microprismatic optical system	<b>Z</b>	Plastic louver, low UGR
<b>K</b>	Opal diffuser		

### Electrical connection

<b>/BT</b>	Luminaires controlled via Bluetooth technology	<b>P</b>	Sensor and electronic ballast
<b>D</b>	DALI dimmable	<b>T</b>	By switch dimmable (touch dimm)
<b>E</b>	Electronic ballast non-dimmable	<b>TD</b>	DALI or by switch (touch dimm) dimmable
<b>M</b>	Electronic ballast non-dimmable with 1h emergency	<b>U</b>	Dimmable luminaire with dimmer on the luminaire
<b>M3</b>	Electronic ballast non-dimmable with 3h emergency		

### Colour

<b>W</b>	 RAL 9003	<b>B</b>	 RAL 9005	<b>S</b>	 TIGER 09/90530
<b>1021</b>	 RAL 1021	<b>2000</b>	 RAL 2000	<b>3020</b>	 RAL 3020
<b>5015</b>	 RAL 5015	<b>6018</b>	 RAL 6018	<b>7016</b>	 RAL 7016
<b>9006</b>	 RAL 9006	<b>9010</b>	 RAL 9010		

### Značky typu

	Smart – Luminaire or the lighting system controlled by motion, daylight or via smart devices using Bluetooth technology
	Acoustic – Luminaire with acoustic absorption properties which reduce disturbing noise and improve the acoustics of the room
	Multiwatt – Luminaires with individually adjustable luminous flux using a special antenna or mobile application

**UGR** UGR – The luminaire suitable for office spaces