



Family


Lina45



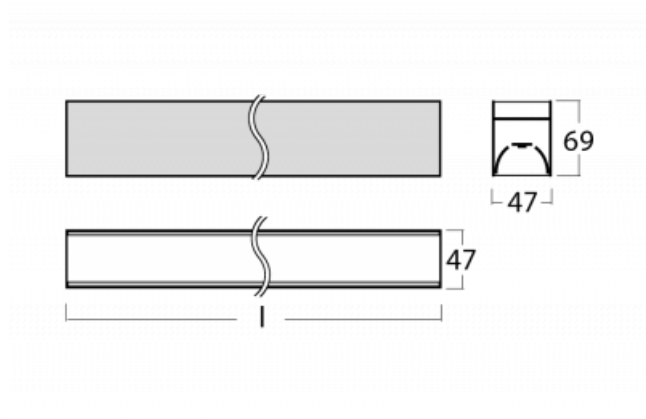
Imagine a linear luminaire that can satisfy all your needs: it meets UGR, has high efficiency and you can build it to your specifications. And it looks great too. The Lina45 offers opal, microprism and optical louvre variants, so it can easily meet both UGR under 19 at 4300 lm luminous flux. It is a great solution for visually demanding spaces, as it even meets UGR under 16 in some variants. The indirect lighting component is provided by a clear plexi option or a wide-lighting diffuser (batwing distribution), which creates more even ceiling illumination.

Type of installation	Surface, Suspended
Light distribution	Direct, Direct-indirect clear plexi, Direct-indirect wide-lighting distribution
Colour of the luminaires	Black, Silver, White
Colour Temperature	3000 K warm white, 4000 K cool white
Material	Aluminium
Light source	LED MODUL
MacAdam Light source	3
Connection of the luminaires	ON/OFF DALI ON/OFF + 1h emergency Other type of dimming ON/OFF + 3h emergency
Lifetime	L80/B20 50 000 hours
Warranty	5 years

Luminaire family variants Lina45



Lina45



Assembly



Light distribution




Energy class



Marks

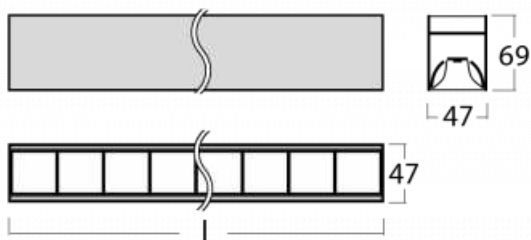
Code	Dimensions l/w/h (mm)	Power of the luminaire (W)	Luminous flux (lm)	Colour Temperature (K)	UGR
145-2C0K-10GEE/840, W	566 × 47 × 69	5.2	700	4000	< 24
145-2C0K-10GGE/840, W	566 × 47 × 69	8.5	1240	4000	< 26
145-2C0K-10GHE/840, W	566 × 47 × 69	13.1	1940	4000	< 27.6
145-2C0K-15GEE/840, W	847 × 47 × 69	7.4	1060	4000	< 24.1
145-2C0K-15GGE/840, W	847 × 47 × 69	12.2	1870	4000	< 26
145-2C0K-15GHE/840, W	847 × 47 × 69	19	2920	4000	< 27.6
145-2C0K-20GEE/840, W	1127 × 47 × 69	9	1410	4000	< 24.1
145-2C0K-20GGE/840, W	1127 × 47 × 69	15.8	2490	4000	< 26.1
145-2C0K-20GHE/840, W	1127 × 47 × 69	24.9	3890	4000	< 27.6
145-2C0K-25GEE/840, W	1408 × 47 × 69	10.9	1760	4000	< 24.1
145-2C0K-25GGE/840, W	1408 × 47 × 69	19.8	3110	4000	< 26.1
145-2C0K-25GHE/840, W	1408 × 47 × 69	31	4870	4000	< 27.6
145-2C0K-30GEE/840, W	1688 × 47 × 69	13.3	2120	4000	< 24.1
145-2C0K-30GGE/840, W	1688 × 47 × 69	23.4	3740	4000	< 26.1
145-2C0K-30GHE/840, W	1688 × 47 × 69	36.7	5840	4000	< 27.6
145-2C0K-35GEE/840, W	1969 × 47 × 69	15.3	2470	4000	< 24.1
145-2C0K-35GGE/840, W	1969 × 47 × 69	27	4360	4000	< 26.1
145-2C0K-35GHE/840, W	1969 × 47 × 69	42.4	6820	4000	< 27.6
145-2C0K-40GEE/840, W	2249 × 47 × 69	17.3	2830	4000	< 24.1
145-2C0K-40GGE/840, W	2249 × 47 × 69	30.5	4980	4000	< 26.1
145-2C0K-40GHE/840, W	2249 × 47 × 69	47.9	7790	4000	< 27.6

AnThese codes represent white luminaires with chromaticity temperature 4000K and opal diffuser.

Notes	Colour of the luminaires	
	Colour Temperature	3000 K warm white 4000 K cool white
	Optic system	Microprisma Opal diffuser
	Connection of the luminaires	ON/OFF DALI ON/OFF + 1h emergency ON/OFF + 3h emergency
	Ra	80
	Luminaires come complete with all necessary accessories.	




Lina45

Assembly		Light distribution	
			
Energy class		Marks	

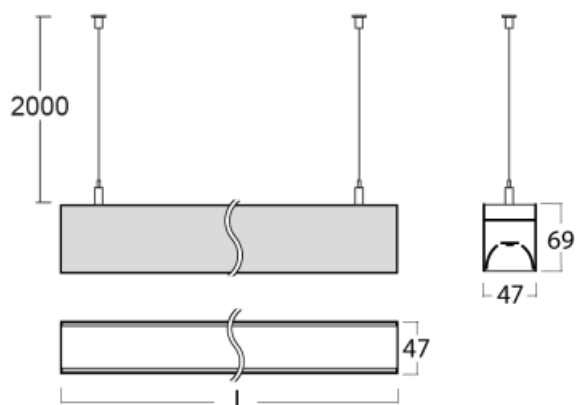


Code	Dimensions l/w/h (mm)	Power of the luminaire (W)	Luminous flux (lm)	Colour Temperature (K)	UGR
145-2C0Z-10GEE/840, W	566 × 47 × 69	7.7	1070	4000	< 16.5
145-2C0Z-10GGE/840, W	566 × 47 × 69	9.7	1370	4000	< 17.4
145-2C0Z-10GHE/840, W	566 × 47 × 69	16.1	2250	4000	< 19.1
145-2C0Z-15GEE/840, W	847 × 47 × 69	11	1600	4000	< 16.5
145-2C0Z-15GGE/840, W	847 × 47 × 69	14.5	2060	4000	< 17.4
145-2C0Z-15GHE/840, W	847 × 47 × 69	24.1	3380	4000	< 19.1
145-2C0Z-20GEE/840, W	1127 × 47 × 69	14.7	2140	4000	< 16.5
145-2C0Z-20GGE/840, W	1127 × 47 × 69	18.5	2750	4000	< 17.4
145-2C0Z-20GHE/840, W	1127 × 47 × 69	32.3	4500	4000	< 19.1
145-2C0Z-25GEE/840, W	1408 × 47 × 69	18	2680	4000	< 16.5
145-2C0Z-25GGE/840, W	1408 × 47 × 69	24.2	3430	4000	< 17.4
145-2C0Z-25GHE/840, W	1408 × 47 × 69	39.2	5630	4000	< 19.1
145-2C0Z-30GEE/840, W	1688 × 47 × 69	21.1	3210	4000	< 16.5
145-2C0Z-30GGE/840, W	1688 × 47 × 69	28	4120	4000	< 17.4
145-2C0Z-30GHE/840, W	1688 × 47 × 69	46.3	6760	4000	< 19.1
145-2C0Z-35GEE/840, W	1969 × 47 × 69	25.5	3750	4000	< 16.5
145-2C0Z-35GGE/840, W	1969 × 47 × 69	32.2	4810	4000	< 17.4
145-2C0Z-35GHE/840, W	1969 × 47 × 69	53.1	7880	4000	< 19.1
145-2C0Z-40GEE/840, W	2249 × 47 × 69	28.4	4280	4000	< 16.5
145-2C0Z-40GGE/840, W	2249 × 47 × 69	36.5	5490	4000	< 17.4
145-2C0Z-40GHE/840, W	2249 × 47 × 69	61	9010	4000	< 19.1

AnThese codes represent white luminaires with chromaticity temperature 4000K and plastic louvre.

Notes	Colour of the luminaires	  
	Colour Temperature	3000 K warm white 4000 K cool white
	Optic system	Plastic louvre low UGR
	Connection of the luminaires	ON/OFF DALI ON/OFF + 1h emergency ON/OFF + 3h emergency
	Ra	80
	Luminaires come complete with all necessary accessories.	

Lina45



Assembly



Energy class

Light distribution



Marks

Code	Dimensions l/w/h (mm)	Power of the luminaire (W)	Luminous flux (lm)	Colour Temperature (K)	UGR
145-5C0K-10GEE/840, W	566 × 47 × 69	5.2	700	4000	< 24
145-5B1K-10GEE/840, W	566 × 47 × 69	7.4	1040	4000	< 21.7
145-5C1K-10GEE/840, W	566 × 47 × 69	7.4	1060	4000	< 21.6
145-5C0K-10GGE/840, W	566 × 47 × 69	8.5	1240	4000	< 26
145-5B1K-10GGE/840, W	566 × 47 × 69	12.2	1830	4000	< 23.7
145-5C1K-10GGE/840, W	566 × 47 × 69	12.2	1870	4000	< 23.6
145-5C0K-10GHE/840, W	566 × 47 × 69	13.1	1940	4000	< 27.6
145-5B1K-10GHE/840, W	566 × 47 × 69	19.7	2860	4000	< 25.2
145-5C1K-10GHE/840, W	566 × 47 × 69	19.7	2920	4000	< 25.1
145-5C0K-15GEE/840, W	847 × 47 × 69	7.4	1060	4000	< 24.1
145-5C1K-15GEE/840, W	847 × 47 × 69	10.9	1770	4000	< 21.1
145-5B1K-15GEE/840, W	847 × 47 × 69	10.9	1720	4000	< 21.2
145-5C0K-15GGE/840, W	847 × 47 × 69	12.2	1870	4000	< 26.1
145-5C0K-15GHE/840, W	847 × 47 × 69	19	2920	4000	< 27.6
145-5B1K-15GGE/840, W	847 × 47 × 69	20.3	3040	4000	< 23.1
145-5C1K-15GGE/840, W	847 × 47 × 69	20.3	3120	4000	< 23
145-5B1K-15GHE/840, W	847 × 47 × 69	31.7	4750	4000	< 24.7
145-5C1K-15GHE/840, W	847 × 47 × 69	31.7	4870	4000	< 24.6
145-5C0K-20GEE/840, W	1127 × 47 × 69	9	1410	4000	< 24.1
145-5C1K-20GEE/840, W	1127 × 47 × 69	15.1	2480	4000	< 20.8
145-5B1K-20GEE/840, W	1127 × 47 × 69	15.1	2410	4000	< 21
145-5C0K-20GGE/840, W	1127 × 47 × 69	15.8	2490	4000	< 26.1
145-5C0K-20GHE/840, W	1127 × 47 × 69	24.9	3890	4000	< 27.6
145-5B1K-20GGE/840, W	1127 × 47 × 69	27.4	4250	4000	< 22.9
145-5C1K-20GGE/840, W	1127 × 47 × 69	27.4	4370	4000	< 22.8
145-5B1K-20GHE/840, W	1127 × 47 × 69	43.6	6640	4000	< 24.5
145-5C1K-20GHE/840, W	1127 × 47 × 69	43.6	6830	4000	< 24.3
145-5C0K-25GEE/840, W	1408 × 47 × 69	10.9	1760	4000	< 24.1
145-5C1K-25GEE/840, W	1408 × 47 × 69	19.5	3180	4000	< 20.7

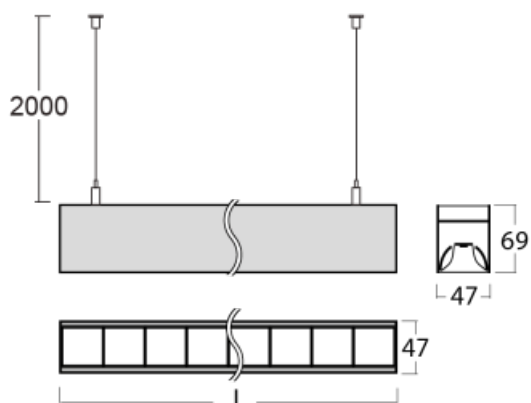
145-5B1K-25GEE/840, W	1408 × 47 × 69	19.5	3100	4000	< 20.8
145-5C0K-25GGE/840, W	1408 × 47 × 69	19.8	3110	4000	< 26.1
145-5C0K-25GHE/840, W	1408 × 47 × 69	31	4870	4000	< 27.6
145-5B1K-25GGE/840, W	1408 × 47 × 69	35.3	5460	4000	< 22.8
145-5C1K-25GGE/840, W	1408 × 47 × 69	35.3	5620	4000	< 22.7
145-5B1K-25GHE/840, W	1408 × 47 × 69	55.7	8530	4000	< 24.3
145-5C1K-25GHE/840, W	1408 × 47 × 69	55.7	8780	4000	< 24.2
145-5C0K-30GEE/840, W	1688 × 47 × 69	13.3	2120	4000	< 24.1
145-5C1K-30GEE/840, W	1688 × 47 × 69	23.3	3890	4000	< 20.6
145-5B1K-30GEE/840, W	1688 × 47 × 69	23.3	3730	4000	< 20.7
145-5C0K-30GGE/840, W	1688 × 47 × 69	23.4	3740	4000	< 26.1
145-5C0K-30GHE/840, W	1688 × 47 × 69	36.7	5840	4000	< 27.6
145-5B1K-30GGE/840, W	1688 × 47 × 69	42.4	6670	4000	< 22.7
145-5C1K-30GGE/840, W	1688 × 47 × 69	42.4	6870	4000	< 22.6
145-5B1K-30GHE/840, W	1688 × 47 × 69	67.4	10420	4000	< 24.3
145-5C1K-30GHE/840, W	1688 × 47 × 69	67.4	10730	4000	< 24.1
145-5C0K-35GEE/840, W	1969 × 47 × 69	15.3	2470	4000	< 24.1
145-5C0K-35GGE/840, W	1969 × 47 × 69	27	4360	4000	< 26.1
145-5C1K-35GEE/840, W	1969 × 47 × 69	27.2	4600	4000	< 20.6
145-5B1K-35GEE/840, W	1969 × 47 × 69	27.2	4470	4000	< 20.7
145-5C0K-35GHE/840, W	1969 × 47 × 69	42.4	6820	4000	< 27.6
145-5B1K-35GGE/840, W	1969 × 47 × 69	49.5	7880	4000	< 22.6
145-5C1K-35GGE/840, W	1969 × 47 × 69	49.5	8110	4000	< 22.5
145-5B1K-35GHE/840, W	1969 × 47 × 69	78.7	12320	4000	< 24.2
145-5C1K-35GHE/840, W	1969 × 47 × 69	78.7	12680	4000	< 24.1
145-5C0K-40GEE/840, W	2249 × 47 × 69	17.3	2830	4000	< 24.1
145-5C1K-40GEE/840, W	2249 × 47 × 69	30.2	5310	4000	< 20.5
145-5B1K-40GEE/840, W	2249 × 47 × 69	30.2	5160	4000	< 20.7
145-5C0K-40GGE/840, W	2249 × 47 × 69	30.5	4980	4000	< 26.1
145-5C0K-40GHE/840, W	2249 × 47 × 69	47.9	7790	4000	< 27.6
145-5B1K-40GGE/840, W	2249 × 47 × 69	56.5	9090	4000	< 22.6


145-5C1K-40GGE/840, W	2249 × 47 × 69	56.5	9360	4000	< 22.5
145-5B1K-40GHE/840, W	2249 × 47 × 69	89.8	14210	4000	< 24.2
145-5C1K-40GHE/840, W	2249 × 47 × 69	89.8	14630	4000	< 24

AnThese codes represent white luminaires with chromaticity temperature 4000K and opal diffuser.

Notes	Colour of the luminaires	● ● ●
	Colour Temperature	3000 K warm white 4000 K cool white
	Optic system	Microprisma Opal diffuser
	Connection of the luminaires	ON/OFF DALI ON/OFF + 1h emergency ON/OFF + 3h emergency
	Ra	80
	Luminaires come complete with all necessary accessories.	

Lina45



Assembly	Light distribution
	  
Energy class	Marks

Code	Dimensions l/w/h (mm)	Power of the luminaire (W)	Luminous flux (lm)	Colour Temperature (K)	UGR
145-5C0Z-10GEE/840, W	566 × 47 × 69	7.7	1070	4000	< 16.5
145-5C0Z-10GGE/840, W	566 × 47 × 69	9.7	1370	4000	< 17.4
145-5C1Z-10GEE/840, W	566 × 47 × 69	9.9	1450	4000	< 13.1
145-5C1Z-10GGE/840, W	566 × 47 × 69	12.8	1820	4000	< 13.9
145-5C0Z-10GHE/840, W	566 × 47 × 69	16.1	2250	4000	< 19.1
145-5C1Z-10GHE/840, W	566 × 47 × 69	24.1	3440	4000	< 16.1
145-5C0Z-15GEE/840, W	847 × 47 × 69	11	1600	4000	< 16.5
145-5C0Z-15GGE/840, W	847 × 47 × 69	14.5	2060	4000	< 17.4
145-5C1Z-15GEE/840, W	847 × 47 × 69	16.1	2430	4000	< 12.6
145-5C1Z-15GGE/840, W	847 × 47 × 69	21.3	3050	4000	< 13.4
145-5C0Z-15GHE/840, W	847 × 47 × 69	24.1	3380	4000	< 19.1
145-5C1Z-15GHE/840, W	847 × 47 × 69	39.2	5750	4000	< 15.6
145-5C0Z-20GEE/840, W	1127 × 47 × 69	14.7	2140	4000	< 16.5
145-5C0Z-20GGE/840, W	1127 × 47 × 69	18.5	2750	4000	< 17.4
145-5B1Z-20GEE/840, W	1127 × 47 × 69	20.5	2910	4000	< 13.2
145-5C1Z-20GEE/840, W	1127 × 47 × 69	22.8	3410	4000	< 12.3
145-5B1Z-20GGE/840, W	1127 × 47 × 69	28.1	4150	4000	< 14.5
145-5C1Z-20GGE/840, W	1127 × 47 × 69	28.2	4280	4000	< 13.1
145-5C0Z-20GHE/840, W	1127 × 47 × 69	32.3	4500	4000	< 19.1
145-5B1Z-20GHE/840, W	1127 × 47 × 69	51.3	7250	4000	< 16.4
145-5C1Z-20GHE/840, W	1127 × 47 × 69	53.1	8060	4000	< 15.3
145-5C0Z-25GEE/840, W	1408 × 47 × 69	18	2680	4000	< 16.5
145-5C0Z-25GGE/840, W	1408 × 47 × 69	24.2	3430	4000	< 17.4
145-5B1Z-25GEE/840, W	1408 × 47 × 69	24.8	3720	4000	< 13.1
145-5C1Z-25GEE/840, W	1408 × 47 × 69	28.2	4390	4000	< 12.2
145-5C1Z-25GGE/840, W	1408 × 47 × 69	36	5500	4000	< 13
145-5B1Z-25GGE/840, W	1408 × 47 × 69	36.6	5330	4000	< 14.3
145-5C0Z-25GHE/840, W	1408 × 47 × 69	39.2	5630	4000	< 19.1
145-5B1Z-25GHE/840, W	1408 × 47 × 69	64.2	9300	4000	< 16.3

145-5C1Z-25GHE/840, W	1408 × 47 × 69	70.2	10370	4000	< 15.2
145-5C0Z-30GEE/840, W	1688 × 47 × 69	21.1	3210	4000	< 16.5
145-5C0Z-30GGE/840, W	1688 × 47 × 69	28	4120	4000	< 17.4
145-5B1Z-30GEE/840, W	1688 × 47 × 69	29.5	4530	4000	< 13
145-5C1Z-30GEE/840, W	1688 × 47 × 69	34.1	5370	4000	< 12.1
145-5B1Z-30GGE/840, W	1688 × 47 × 69	44	6520	4000	< 14.3
145-5C1Z-30GGE/840, W	1688 × 47 × 69	44.3	6730	4000	< 12.9
145-5C0Z-30GHE/840, W	1688 × 47 × 69	46.3	6760	4000	< 19.1
145-5B1Z-30GHE/840, W	1688 × 47 × 69	77.3	11340	4000	< 16.2
145-5C1Z-30GHE/840, W	1688 × 47 × 69	83.4	12690	4000	< 15.1
145-5C0Z-35GEE/840, W	1969 × 47 × 69	25.5	3750	4000	< 16.5
145-5C0Z-35GGE/840, W	1969 × 47 × 69	32.2	4810	4000	< 17.4
145-5B1Z-35GEE/840, W	1969 × 47 × 69	35.8	5340	4000	< 13
145-5C1Z-35GEE/840, W	1969 × 47 × 69	39.4	6350	4000	< 12
145-5C1Z-35GGE/840, W	1969 × 47 × 69	50.2	7960	4000	< 12.8
145-5B1Z-35GGE/840, W	1969 × 47 × 69	50.9	7700	4000	< 14.2
145-5C0Z-35GHE/840, W	1969 × 47 × 69	53.1	7880	4000	< 19.1
145-5B1Z-35GHE/840, W	1969 × 47 × 69	89.8	13380	4000	< 16.2
145-5C1Z-35GHE/840, W	1969 × 47 × 69	99.7	15000	4000	< 15
145-5C0Z-40GEE/840, W	2249 × 47 × 69	28.4	4280	4000	< 16.5
145-5C0Z-40GGE/840, W	2249 × 47 × 69	36.5	5490	4000	< 17.4
145-5B1Z-40GEE/840, W	2249 × 47 × 69	40.4	6150	4000	< 12.9
145-5C1Z-40GEE/840, W	2249 × 47 × 69	44.9	7330	4000	< 12
145-5C1Z-40GGE/840, W	2249 × 47 × 69	56.7	9190	4000	< 12.8
145-5B1Z-40GGE/840, W	2249 × 47 × 69	58.2	8890	4000	< 14.2
145-5C0Z-40GHE/840, W	2249 × 47 × 69	61	9010	4000	< 19.1
145-5B1Z-40GHE/840, W	2249 × 47 × 69	103.4	15430	4000	< 16.1
145-5C1Z-40GHE/840, W	2249 × 47 × 69	114.4	17310	4000	< 15

AnThese codes represent white luminaires with chromaticity temperature 4000K and plastic louvre.

Notes

Colour of the
luminaires



Colour Temperature

3000 K warm white
4000 K cool white

Optic system

Plastic louvre low UGR

Connection of the
luminaires

ON/OFF
DALI
ON/OFF + 1h emergency
Other type of dimming
ON/OFF + 3h emergency

Ra

80

Luminaires come complete with all necessary accessories.

Legend

Type of installation

	Recessed lights		Wall mounted lights
	Semi-recessed luminaire		Suspended lights
	Surface lights		Free-standing lights
	3 circuit track lights		Table lamp lights







Light distribution

	Direct luminaire
	Direct-indirect luminaire
	Indirect luminaire

Light source

	Tunable White adjusting the color temperature		RealWhite true display of white color
	RealColour true display of colors Ra≥97		StrongColour highlight one color

Marks

	Luminaire of electrical classification I (accessible conductive parts are connected to a protective cable)
	Luminaire of electrical classification II (accessible conductive parts are connected to a protective cable)
	Luminaire of electrical classification III (protection against electric shock is based on double or reinforced insulation)
	European mark of conformity that indicates the conformity of the properties of the product with all the harmonized standards and regulations of the European Community that apply to it
	Luminaires are certified according to the European ENEC system
	Recommended mounting hole size

IPxy IP code indicating the degree of protection of live parts

EAC Eurasian Conformity

11S-501I-20GGE/840, W

11S-501I-20GGE/840, W

11S-501I-20GGE/840, W

11S-501I-20GGE/840, W

Optic system

Electrical connection

Colour

Optic system

B	Microprismatic system, low UGR	L	Plain aluminium reflector
C	Clear cover	M	Matt parabolic louvre
D	Asymmetric reflector	S	SPOT - narrow angle
E	Polished parabolic louvre, high LOR	U	MEDIUM - middle angle
F	FLOOD - wide angle	W	Wide beam angle
I	Microprismatic optical system	Z	Plastic louver, low UGR
K	Opal diffuser		

Electrical connection

/BT	Luminaires controlled via Bluetooth technology	P	Sensor and electronic ballast
D	DALI dimmable	T	By switch dimmable (touch dimm)
E	Electronic ballast non-dimmable	TD	DALI or by switch (touch dimm) dimmable
M	Electronic ballast non-dimmable with 1h emergency	U	Dimmable luminaire with dimmer on the luminaire
M3	Electronic ballast non-dimmable with 3h emergency		

Colour

W	 RAL 9003	B	 RAL 9005	S	 TIGER 09/90530
1021	 RAL 1021	2000	 RAL 2000	3020	 RAL 3020
5015	 RAL 5015	6018	 RAL 6018	7016	 RAL 7016
9006	 RAL 9006	9010	 RAL 9010		

Značky typu

	Smart – Luminaire or the lighting system controlled by motion, daylight or via smart devices using Bluetooth technology
	Acoustic – Luminaire with acoustic absorption properties which reduce disturbing noise and improve the acoustics of the room
	Multiwatt – Luminaires with individually adjustable luminous flux using a special antenna or mobile application

UGR UGR – The luminaire suitable for office spaces