



Family

Lina35

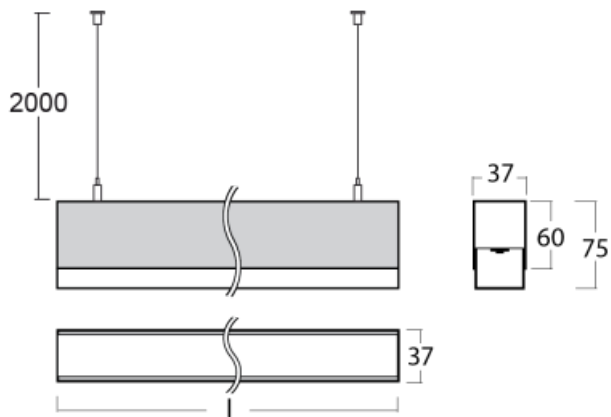
The linear luminaires of the Lina35 family represent one of the thinnest profiles in our product range, while you can choose from several different lengths. The luminaires with direct distribution of light are available in the pendant, surface and recessed versions. Thanks to the option to extend and retract the opal diffuser, you can find the ideal combination of lights for a specific interior according to your needs. Thanks to this variability, Lina35 can be used in virtually all areas, but especially in the social, public and commercial ones. Luminaires with an extended diffuser diffuse their light into a significantly larger area thus helping to soften the entire interior.

Type of installation	Recessed, Surface, Suspended
Light distribution	Direct
Colour of the luminaires	Black, Silver, White
Colour Temperature	3000 K warm white, 4000 K cool white
Material	Aluminium
Light source	LED MODUL
MacAdam Light source	2
Connection of the luminaires	ON/OFF DALI
Lifetime	L90/B50 50 000 hours
Warranty	5 years

Luminaire family variants Lina35



Lina35



Assembly



Light distribution



Energy class

energy_class_g

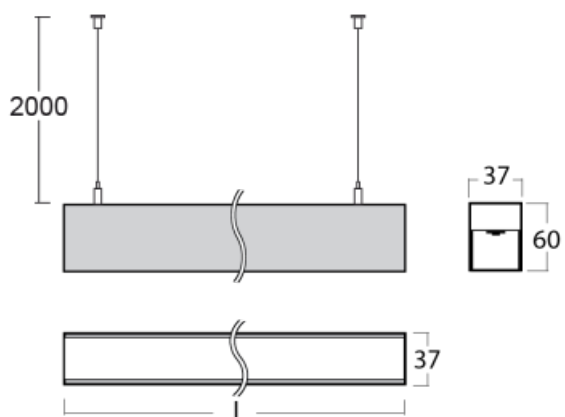
Marks

Code	Dimensions l/w/h (mm)	Power of the luminaire (W)	Luminous flux (lm)	Colour Temperature (K)	UGR
35-550K-10GEE/840, W	570 × 37 × 75	7.7	970	4000	< 25.5
35-550K-10GGE/840, W	570 × 37 × 75	11	1330	4000	< 26.6
35-550K-15GEE/840, W	851 × 37 × 75	11.6	1460	4000	< 25.5
35-550K-15GGE/840, W	851 × 37 × 75	16.5	2000	4000	< 26.6
35-550K-20GEE/840, W	1131 × 37 × 75	15.5	1950	4000	< 25.5
35-550K-20GGE/840, W	1131 × 37 × 75	22	2670	4000	< 26.6
35-550K-25GEE/840, W	1412 × 37 × 75	19.3	2440	4000	< 25.5
35-550K-25GGE/840, W	1412 × 37 × 75	29.4	3340	4000	< 26.6
35-550K-30GEE/840, W	1692 × 37 × 75	23.2	2930	4000	< 25.5
35-550K-30GGE/840, W	1692 × 37 × 75	33.1	4010	4000	< 26.6
35-550K-35GEE/840, W	1973 × 37 × 75	27	3420	4000	< 25.5
35-550K-35GGE/840, W	1973 × 37 × 75	38.6	4670	4000	< 26.6
35-550K-40GEE/840, W	2253 × 37 × 75	30.9	3900	4000	< 25.5
35-550K-40GGE/840, W	2253 × 37 × 75	46	5340	4000	< 26.6
35-550K-50GEE/840, W	2814 × 37 × 75	38.6	4880	4000	< 25.5
35-550K-50GGE/840, W	2814 × 37 × 75	55.1	6680	4000	< 26.6
35-550K-60GEE/840, W	3375 × 37 × 75	46.4	5860	4000	< 25.5
35-550K-60GGE/840, W	3375 × 37 × 75	66.1	8020	4000	< 26.6
35-550K-80GEE/840, W	4497 × 37 × 75	61.8	7810	4000	< 25.5
35-550K-80GGE/840, W	4497 × 37 × 75	88.2	10690	4000	< 26.6

AnThese codes represent white luminaires with chromaticity temperature 4000K and opal diffuser.

Notes	Colour of the luminaires	● ● ●
	Colour Temperature	3000 K warm white 4000 K cool white
	Optic system	Opal diffuser
	Connection of the luminaires	ON/OFF DALI
	Ra	80
	Luminaires come complete with all necessary accessories.	

Lina35



Assembly



Light distribution




Energy class

energy_class_g

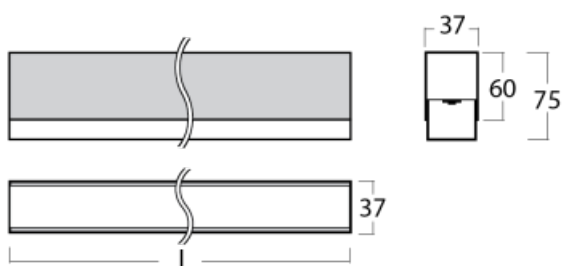
Marks

Code	Dimensions l/w/h (mm)	Power of the luminaire (W)	Luminous flux (lm)	Colour Temperature (K)	UGR
35-500K-10GEE/840, W	570 × 37 × 60	7.7	720	4000	< 25.3
35-500K-10GGE/840, W	570 × 37 × 60	11	990	4000	< 26.4
35-500K-15GEE/840, W	851 × 37 × 60	11.6	1090	4000	< 25.3
35-500K-15GGE/840, W	851 × 37 × 60	17.7	1490	4000	< 26.4
35-500K-20GEE/840, W	1131 × 37 × 60	15.5	1450	4000	< 25.3
35-500K-20GGE/840, W	1131 × 37 × 60	22	1990	4000	< 26.4
35-500K-25GEE/840, W	1412 × 37 × 60	19.3	1820	4000	< 25.3
35-500K-25GGE/840, W	1412 × 37 × 60	29.4	2490	4000	< 26.4
35-500K-30GEE/840, W	1692 × 37 × 60	23.2	2180	4000	< 25.3
35-500K-30GGE/840, W	1692 × 37 × 60	33.1	2990	4000	< 26.4
35-500K-35GEE/840, W	1973 × 37 × 60	27	2550	4000	< 25.3
35-500K-35GGE/840, W	1973 × 37 × 60	38.6	3490	4000	< 26.4
35-500K-40GEE/840, W	2253 × 37 × 60	30.9	2910	4000	< 25.3
35-500K-40GGE/840, W	2253 × 37 × 60	46	3980	4000	< 26.4
35-500K-50GEE/840, W	2814 × 37 × 60	38.6	3640	4000	< 25.3
35-500K-50GGE/840, W	2814 × 37 × 60	55.1	4980	4000	< 26.4
35-500K-60GEE/840, W	3375 × 37 × 60	46.4	4370	4000	< 25.3
35-500K-60GGE/840, W	3375 × 37 × 60	66.1	5980	4000	< 26.4
35-500K-80GEE/840, W	4497 × 37 × 60	61.8	5820	4000	< 25.3
35-500K-80GGE/840, W	4497 × 37 × 60	88.2	7970	4000	< 26.4

AnThese codes represent white luminaires with chromaticity temperature 4000K and opal diffuser.

Notes	Colour of the luminaires	
	Colour Temperature	3000 K warm white 4000 K cool white
	Optic system	Opal diffuser
	Connection of the luminaires	ON/OFF DALI
	Ra	80
	Luminaires come complete with all necessary accessories.	

Lina35



Assembly



Energy class

energy_class_g


Light distribution



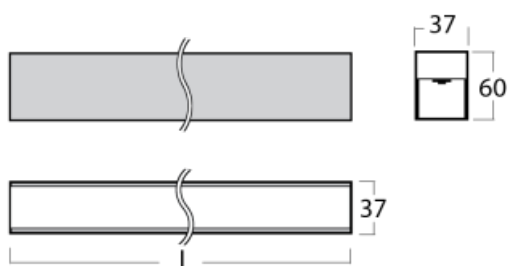
Marks

Code	Dimensions l/w/h (mm)	Power of the luminaire (W)	Luminous flux (lm)	Colour Temperature (K)	UGR
35-250K-10GEE/840, W	570 × 37 × 75	7.7	970	4000	< 25.5
35-250K-10GGE/840, W	570 × 37 × 75	11	1330	4000	< 26.6
35-250K-15GEE/840, W	851 × 37 × 75	11.6	1460	4000	< 25.5
35-250K-15GGE/840, W	851 × 37 × 75	16.5	2000	4000	< 26.6
35-250K-20GEE/840, W	1131 × 37 × 75	15.5	1950	4000	< 25.5
35-250K-20GGE/840, W	1131 × 37 × 75	22	2670	4000	< 26.6
35-250K-25GEE/840, W	1412 × 37 × 75	19.3	2440	4000	< 25.5
35-250K-25GGE/840, W	1412 × 37 × 75	29.4	3340	4000	< 26.6
35-250K-30GEE/840, W	1692 × 37 × 75	23.2	2930	4000	< 25.5
35-250K-30GGE/840, W	1692 × 37 × 75	33.1	4010	4000	< 26.6
35-250K-35GEE/840, W	1973 × 37 × 75	27	3420	4000	< 25.5
35-250K-35GGE/840, W	1973 × 37 × 75	38.6	4670	4000	< 26.6
35-250K-40GEE/840, W	2253 × 37 × 75	30.9	3900	4000	< 25.5
35-250K-40GGE/840, W	2253 × 37 × 75	46	5340	4000	< 26.6
35-250K-50GEE/840, W	2814 × 37 × 75	38.6	4880	4000	< 25.5
35-250K-50GGE/840, W	2814 × 37 × 75	82.4	6680	4000	< 26.6
35-250K-60GEE/840, W	3375 × 37 × 75	46.4	5860	4000	< 25.5
35-250K-60GGE/840, W	3375 × 37 × 75	66.1	8020	4000	< 26.6
35-250K-80GEE/840, W	4497 × 37 × 75	61.8	7810	4000	< 25.5
35-250K-80GGE/840, W	4497 × 37 × 75	88.2	10690	4000	< 26.6

AnThese codes represent white luminaires with chromaticity temperature 4000K and opal diffuser.

Notes	Colour of the luminaires	
	Colour Temperature	3000 K warm white 4000 K cool white
	Optic system	Opal diffuser
	Connection of the luminaires	ON/OFF DALI
	Ra	80
	Luminaires come complete with all necessary accessories.	

Lina35



Assembly



Light distribution






Energy class

energy_class_g

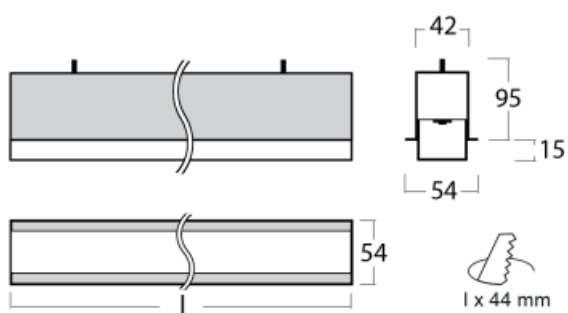
Marks

Code	Dimensions l/w/h (mm)	Power of the luminaire (W)	Luminous flux (lm)	Colour Temperature (K)	UGR
35-200K-10GEE/840, W	570 × 37 × 60	7.7	720	4000	< 25.3
35-200K-10GGE/840, W	570 × 37 × 60	11	990	4000	< 26.4
35-200K-15GEE/840, W	851 × 37 × 60	11.6	1090	4000	< 25.3
35-200K-15GGE/840, W	851 × 37 × 60	17.7	1490	4000	< 26.4
35-200K-20GEE/840, W	1131 × 37 × 60	15.5	1450	4000	< 25.3
35-200K-20GGE/840, W	1131 × 37 × 60	22	1990	4000	< 26.4
35-200K-25GEE/840, W	1412 × 37 × 60	19.3	1820	4000	< 25.3
35-200K-25GGE/840, W	1412 × 37 × 60	29.4	2490	4000	< 26.4
35-200K-30GEE/840, W	1692 × 37 × 60	23.2	2180	4000	< 25.3
35-200K-30GGE/840, W	1692 × 37 × 60	33.1	2990	4000	< 26.4
35-200K-35GEE/840, W	1973 × 37 × 60	27	2550	4000	< 25.3
35-200K-35GGE/840, W	1973 × 37 × 60	38.6	3490	4000	< 26.4
35-200K-40GEE/840, W	2253 × 37 × 60	30.9	2910	4000	< 25.3
35-200K-40GGE/840, W	2253 × 37 × 60	46	3980	4000	< 26.4
35-200K-50GEE/840, W	2814 × 37 × 60	38.6	3640	4000	< 25.3
35-200K-50GGE/840, W	2814 × 37 × 60	55.1	4980	4000	< 26.4
35-200K-60GEE/840, W	3375 × 37 × 60	46.4	4370	4000	< 25.3
35-200K-60GGE/840, W	3375 × 37 × 60	66.1	5980	4000	< 26.4
35-200K-80GEE/840, W	4497 × 37 × 60	61.8	5820	4000	< 25.3
35-200K-80GGE/840, W	4497 × 37 × 60	88.2	7970	4000	< 26.4

AnThese codes represent white luminaires with chromaticity temperature 4000K and opal diffuser.

Notes	Colour of the luminaires	  
	Colour Temperature	3000 K warm white 4000 K cool white
	Optic system	Opal diffuser
	Connection of the luminaires	ON/OFF DALI
	Ra	80
	Luminaires come complete with all necessary accessories.	

Lina35



Assembly



Energy class

energy_class_g


Light distribution



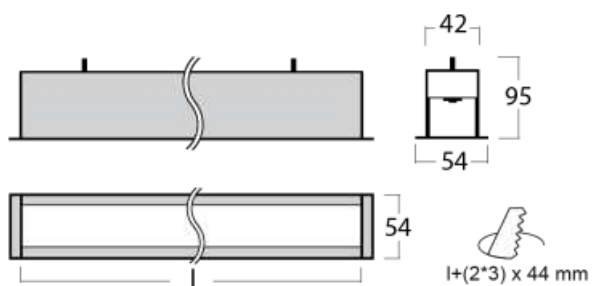
Marks

Code	Dimensions l/w/h (mm)	Power of the luminaire (W)	Luminous flux (lm)	Colour Temperature (K)	UGR
35-050K-10GEE/840, W	582 × 54 × 95	7.7	970	4000	< 25.5
35-050K-10GGE/840, W	582 × 54 × 95	11	1330	4000	< 26.6
35-050K-15GEE/840, W	863 × 54 × 95	11.6	1460	4000	< 25.5
35-050K-15GGE/840, W	863 × 54 × 95	16.5	2000	4000	< 26.6
35-050K-20GEE/840, W	1143 × 54 × 95	15.5	1950	4000	< 25.5
35-050K-20GGE/840, W	1143 × 54 × 95	22	2670	4000	< 26.6
35-050K-25GEE/840, W	1424 × 54 × 95	19.3	2440	4000	< 25.5
35-050K-25GGE/840, W	1424 × 54 × 95	29.4	3340	4000	< 26.6
35-050K-30GEE/840, W	1704 × 54 × 95	23.2	2930	4000	< 25.5
35-050K-30GGE/840, W	1704 × 54 × 95	33.1	4010	4000	< 26.6
35-050K-35GEE/840, W	1985 × 54 × 95	27	3420	4000	< 25.5
35-050K-35GGE/840, W	1985 × 54 × 95	38.6	4670	4000	< 26.6
35-050K-40GEE/840, W	2265 × 54 × 95	30.9	3900	4000	< 25.5
35-050K-40GGE/840, W	2265 × 54 × 95	46	5340	4000	< 26.6
35-050K-50GEE/840, W	2826 × 54 × 95	38.6	4880	4000	< 25.5
35-050K-50GGE/840, W	2826 × 54 × 95	55.1	6680	4000	< 26.6
35-050K-60GEE/840, W	3387 × 54 × 95	46.4	5860	4000	< 25.5
35-050K-60GGE/840, W	3387 × 54 × 95	66.1	8020	4000	< 26.6
35-050K-80GEE/840, W	4509 × 54 × 95	61.8	7810	4000	< 25.5
35-050K-80GGE/840, W	4509 × 54 × 95	88.2	10690	4000	< 26.6

AnThese codes represent white luminaires with chromaticity temperature 4000K and opal diffuser.

Notes	Colour of the luminaires	
	Colour Temperature	3000 K warm white 4000 K cool white
	Optic system	Opal diffuser
	Connection of the luminaires	ON/OFF DALI
	Ra	80
	Luminaires come complete with all necessary accessories.	

Lina35



Assembly



Energy class

energy_class_g

Light distribution



Marks

Code	Dimensions l/w/h (mm)	Power of the luminaire (W)	Luminous flux (lm)	Colour Temperature (K)	UGR
35-000K-10GEE/840, W	582 × 54 × 95	7.7	720	4000	< 25.5
35-000K-10GGE/840, W	582 × 54 × 95	11	990	4000	< 26.6
35-000K-15GEE/840, W	863 × 54 × 95	11.6	1090	4000	< 25.5
35-000K-15GGE/840, W	863 × 54 × 95	16.5	1490	4000	< 26.6
35-000K-20GEE/840, W	1143 × 54 × 95	15.5	1450	4000	< 25.3
35-000K-20GGE/840, W	1143 × 54 × 95	23.9	1990	4000	< 26.4
35-000K-25GEE/840, W	1424 × 54 × 95	19.3	1820	4000	< 25.3
35-000K-25GGE/840, W	1424 × 54 × 95	29.4	2490	4000	< 26.4
35-000K-30GEE/840, W	1704 × 54 × 95	23.2	2180	4000	< 25.3
35-000K-30GGE/840, W	1704 × 54 × 95	33.1	2990	4000	< 26.4
35-000K-35GEE/840, W	1985 × 54 × 95	27	2550	4000	< 25.3
35-000K-35GGE/840, W	1985 × 54 × 95	38.6	3490	4000	< 26.4
35-000K-40GEE/840, W	2265 × 54 × 95	30.9	2910	4000	< 25.3
35-000K-40GGE/840, W	2265 × 54 × 95	46	3980	4000	< 26.4
35-000K-50GEE/840, W	2826 × 54 × 95	38.6	3640	4000	< 25.3
35-000K-50GGE/840, W	2826 × 54 × 95	55.1	4980	4000	< 26.4
35-000K-60GEE/840, W	3387 × 54 × 95	46.4	4370	4000	< 25.3
35-000K-60GGE/840, W	3387 × 54 × 95	66.1	5980	4000	< 26.4
35-000K-80GEE/840, W	4509 × 54 × 95	61.8	5820	4000	< 25.3
35-000K-80GGE/840, W	4509 × 54 × 95	88.2	7970	4000	< 26.4

AnThese codes represent white luminaires with chromaticity temperature 4000K and opal diffuser.

Notes

Colour of the
luminaires



Colour Temperature 3000 K warm white
4000 K cool white

Optic system Opal diffuser

Connection of the
luminaires ON/OFF
DALI

Ra 80

Luminaires come complete with all necessary accessories.

Legend

Type of installation

	Recessed lights		Wall mounted lights
	Semi-recessed luminaire		Suspended lights
	Surface lights		Free-standing lights
	3 circuit track lights		Table lamp lights

Light distribution

	Direct luminaire
	Direct-indirect luminaire
	Indirect luminaire

Light source

	Tunable White adjusting the color temperature		RealWhite true display of white color
	RealColour true display of colors Ra≥97		StrongColour highlight one color

Marks

	Luminaire of electrical classification I (accessible conductive parts are connected to a protective cable)
	Luminaire of electrical classification II (accessible conductive parts are connected to a protective cable)
	Luminaire of electrical classification III (protection against electric shock is based on double or reinforced insulation)
	European mark of conformity that indicates the conformity of the properties of the product with all the harmonized standards and regulations of the European Community that apply to it
	Luminaires are certified according to the European ENEC system
	Recommended mounting hole size

IPxy IP code indicating the degree of protection of live parts

EAC Eurasian Conformity

11S-501I-20GGE/840, W

11S-501I-20GGE/840, W

11S-501I-20GGE/840, W

11S-501I-20GGE/840, W

Optic system

Electrical connection

Colour

Optic system

B	Microprismatic system, low UGR	L	Plain aluminium reflector
C	Clear cover	M	Matt parabolic louvre
D	Asymmetric reflector	S	SPOT - narrow angle
E	Polished parabolic louvre, high LOR	U	MEDIUM - middle angle
F	FLOOD - wide angle	W	Wide beam angle
I	Microprismatic optical system	Z	Plastic louver, low UGR
K	Opal diffuser		

Electrical connection

/BT	Luminaires controlled via Bluetooth technology	P	Sensor and electronic ballast
D	DALI dimmable	T	By switch dimmable (touch dimm)
E	Electronic ballast non-dimmable	TD	DALI or by switch (touch dimm) dimmable
M	Electronic ballast non-dimmable with 1h emergency	U	Dimmable luminaire with dimmer on the luminaire
M3	Electronic ballast non-dimmable with 3h emergency		

Colour

W	 RAL 9003	B	 RAL 9005	S	 TIGER 09/90530
1021	 RAL 1021	2000	 RAL 2000	3020	 RAL 3020
5015	 RAL 5015	6018	 RAL 6018	7016	 RAL 7016
9006	 RAL 9006	9010	 RAL 9010		

Značky typu

	Smart – Luminaire or the lighting system controlled by motion, daylight or via smart devices using Bluetooth technology
	Acoustic – Luminaire with acoustic absorption properties which reduce disturbing noise and improve the acoustics of the room
	Multiwatt – Luminaires with individually adjustable luminous flux using a special antenna or mobile application

UGR UGR – The luminaire suitable for office spaces