





## Family

# Flumo60-S

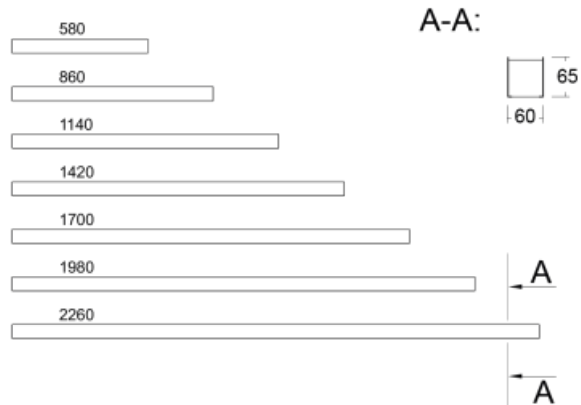
Based on the great success of Flumo100-S, we decided to create its little brother called Flumo60-S with a narrower profile of 60 mm for a more decent look. It is a linear aluminium profile that winds along the ceiling in a perfect curve and navigates you through the space. The Flumo60-S luminaires are available in both pendant and surface versions. Thanks to a wide range of radii and lengths, the luminaire can be used to create countless shapes of light objects. If we add the possibility of direct or direct-indirect distribution of light and two types of optical systems, we get a universal tool for illuminating social, public or commercial spaces.

Type of installation	Surface, Suspended
Light distribution	Direct, Direct-indirect
Colour of the luminaires	Black, Silver, White
Colour Temperature	3000 K warm white, 4000 K cool white
Material	Aluminium
Light source	LED MODUL
MacAdam Light source	3
Connection of the luminaires	ON/OFF DALI
Lifetime	L80/B20 50 000 hours
Warranty	5 years

## Luminaire family variants Flumo60-S



## Flumo60-S



### Assembly



### Light distribution






### Energy class

energy\_class\_g

### Marks

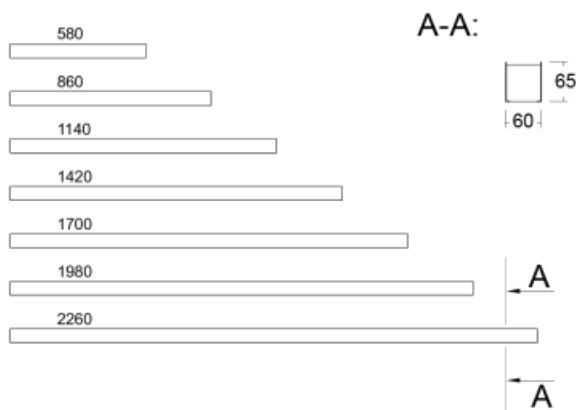
Code	Dimensions l/w/h (mm)	Power of the luminaire (W)	Luminous flux (lm)	Colour Temperature (K)	UGR
228S-500K-10GEE/840, W	580 × 60 × 65	7.9	890	4000	-
228S-500K-10GGE/840, W	580 × 60 × 65	11	1220	4000	-
228S-501K-15GEE/840, W	860 × 60 × 65	14.3	1560	4000	-
228S-501K-15GGE/840, W	860 × 60 × 65	19.8	2130	4000	-
228S-501K-20GEE/840, W	1140 × 60 × 65	20.7	2220	4000	-
228S-501K-20GGE/840, W	1140 × 60 × 65	28.7	3040	4000	-
228S-501K-25GEE/840, W	1420 × 60 × 65	24.7	2670	4000	-
228S-501K-25GGE/840, W	1420 × 60 × 65	34.2	3660	4000	-
228S-501K-30GEE/840, W	1700 × 60 × 65	28.6	3110	4000	-
228S-501K-30GGE/840, W	1700 × 60 × 65	39.7	4270	4000	-
228S-501K-35GEE/840, W	1980 × 60 × 65	37.4	4000	4000	-
228S-501K-35GGE/840, W	1980 × 60 × 65	51.9	5480	4000	-
228S-501K-40GEE/840, W	2260 × 60 × 65	41.4	4450	4000	-
228S-501K-40GGE/840, W	2260 × 60 × 65	57.4	6090	4000	-

AnThese codes represent white luminaires with chromaticity temperature 4000K and opal diffuser.

Notes	Colour of the luminaires	  
	Colour Temperature	3000 K warm white 4000 K cool white
	Optic system	Microprisma Opal diffuser
	Connection of the luminaires	ON/OFF DALI
	Ra	80

End caps, suspensions, supply cables, and ceiling cup for luminaires must be ordered separately. To connect into systems, please order the respective number of couplers.

## Flumo60-S



### Assembly



### Energy class

energy\_class\_g


### Light distribution



### Marks

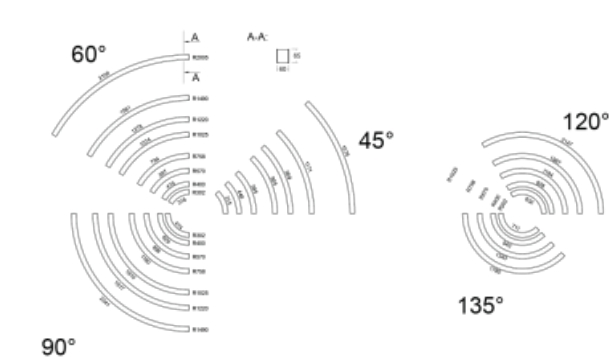
Code	Dimensions l/w/h (mm)	Power of the luminaire (W)	Luminous flux (lm)	Colour Temperature (K)	UGR
228S-200K-10GEE/840, W	580 × 60 × 65	7.8	890	4000	-
228S-200K-10GGE/840, W	580 × 60 × 65	11	1220	4000	-
228S-200K-15GEE/840, W	860 × 60 × 65	11.7	1340	4000	-
228S-200K-15GGE/840, W	860 × 60 × 65	16.5	1830	4000	-
228S-200K-20GEE/840, W	1140 × 60 × 65	15.6	1780	4000	-
228S-200K-20GGE/840, W	1140 × 60 × 65	22	2440	4000	-
228S-200K-25GEE/840, W	1420 × 60 × 65	19.5	2230	4000	-
228S-200K-25GGE/840, W	1420 × 60 × 65	27.5	3060	4000	-
228S-200K-30GEE/840, W	1700 × 60 × 65	23.4	2680	4000	-
228S-200K-30GGE/840, W	1700 × 60 × 65	33	3670	4000	-
228S-200K-35GEE/840, W	1980 × 60 × 65	27.4	3120	4000	-
228S-200K-35GGE/840, W	1980 × 60 × 65	38.5	4280	4000	-
228S-200K-40GEE/840, W	2260 × 60 × 65	31.3	3570	4000	-
228S-200K-40GGE/840, W	2260 × 60 × 65	44	4890	4000	-

AnThese codes represent white luminaires with chromaticity temperature 4000K and opal diffuser.

Notes	Colour of the luminaires	
	Colour Temperature	3000 K warm white 4000 K cool white
	Optic system	Microprisma Opal diffuser
	Connection of the luminaires	ON/OFF DALI
	Ra	80

End caps, suspensions, supply cables, and ceiling cup for luminaires must be ordered separately. To connect into systems, please order the respective number of couplers.

Flumo60-S



Assembly



Light distribution



Energy class

energy\_class\_g


Marks

Code	Dimensions l/w/h (mm)	Power of the luminaire (W)	Luminous flux (lm)	Colour Temperature (K)	UGR
228S-580K-045EE/840, W	315 × 60 × 65	4	440	4000	-
228S-580K-045GE/840, W	315 × 60 × 65	5.5	610	4000	-
228S-560K-060EE/840, W	316 × 60 × 65	3.9	440	4000	-
228S-560K-060GE/840, W	316 × 60 × 65	5.5	610	4000	-
228S-580K-060EE/840, W	419 × 60 × 65	5	550	4000	-
228S-580K-060GE/840, W	419 × 60 × 65	6.9	760	4000	-
228S-5B0K-045EE/840, W	448 × 60 × 65	5.9	670	4000	-
228S-5B0K-045GE/840, W	448 × 60 × 65	8.2	910	4000	-
228S-560K-090EE/840, W	474 × 60 × 65	5.9	670	4000	-
228S-560K-090GE/840, W	474 × 60 × 65	8.2	910	4000	-
228S-5C1K-045EE/840, W	595 × 60 × 65	9.9	1110	4000	-
228S-5C1K-045GE/840, W	595 × 60 × 65	13.7	1520	4000	-
228S-5B1K-060EE/840, W	597 × 60 × 65	9.9	1110	4000	-
228S-5B1K-060GE/840, W	597 × 60 × 65	13.7	1520	4000	-
228S-581K-090EE/840, W	629 × 60 × 65	8.9	1000	4000	-
228S-581K-090GE/840, W	629 × 60 × 65	12.4	1370	4000	-
228S-561K-120EE/840, W	632 × 60 × 65	8.9	1000	4000	-
228S-561K-120GE/840, W	632 × 60 × 65	12.4	1370	4000	-
228S-561K-135EE/840, W	711 × 60 × 65	10.9	1220	4000	-
228S-561K-135GE/840, W	711 × 60 × 65	15.1	1670	4000	-
228S-5C1K-060EE/840, W	794 × 60 × 65	11.9	1330	4000	-
228S-5C1K-060GE/840, W	794 × 60 × 65	16.5	1830	4000	-
228S-5D1K-045EE/840, W	805 × 60 × 65	12.4	1440	4000	-
228S-5D1K-045GE/840, W	805 × 60 × 65	17.2	1980	4000	-
228S-581K-120EE/840, W	838 × 60 × 65	11.9	1330	4000	-
228S-581K-120GE/840, W	838 × 60 × 65	16.5	1830	4000	-
228S-5B1K-090EE/840, W	896 × 60 × 65	13.9	1560	4000	-
228S-5B1K-090GE/840, W	896 × 60 × 65	19.2	2130	4000	-
228S-581K-135EE/840, W	943 × 60 × 65	13.9	1560	4000	-

228S-581K-135GE/840, W	943 × 60 × 65	19.2	2130	4000	-
228S-5E1K-045EE/840, W	959 × 60 × 65	14.9	1670	4000	-
228S-5E1K-045GE/840, W	959 × 60 × 65	20.6	2290	4000	-
228S-5D1K-060EE/840, W	1074 × 60 × 65	17.2	2000	4000	-
228S-5D1K-060GE/840, W	1074 × 60 × 65	23.8	2740	4000	-
228S-5F1K-045EE/840, W	1171 × 60 × 65	19.1	2220	4000	-
228S-5F1K-045GE/840, W	1171 × 60 × 65	26.5	3050	4000	-
228S-5C1K-090EE/840, W	1190 × 60 × 65	19.8	2220	4000	-
228S-5C1K-090GE/840, W	1190 × 60 × 65	27.5	3050	4000	-
228S-5B1K-120EE/840, W	1194 × 60 × 65	19.8	2220	4000	-
228S-5B1K-120GE/840, W	1194 × 60 × 65	27.5	3050	4000	-
228S-5E1K-060EE/840, W	1278 × 60 × 65	20.8	2330	4000	-
228S-5E1K-060GE/840, W	1278 × 60 × 65	28.8	3200	4000	-
228S-5B1K-135EE/840, W	1343 × 60 × 65	21.8	2450	4000	-
228S-5B1K-135GE/840, W	1343 × 60 × 65	30.2	3350	4000	-
228S-5F1K-060EE/840, W	1561 × 60 × 65	28.7	3220	4000	-
228S-5F1K-060GE/840, W	1561 × 60 × 65	39.8	4410	4000	-
228S-5H1K-045EE/840, W	1575 × 60 × 65	25.8	3000	4000	-
228S-5H1K-045GE/840, W	1575 × 60 × 65	35.8	4110	4000	-
228S-5C1K-120EE/840, W	1587 × 60 × 65	29.7	3330	4000	-
228S-5C1K-120GE/840, W	1587 × 60 × 65	39.7	4560	4000	-
228S-5D1K-090EE/840, W	1610 × 60 × 65	26.7	3110	4000	-
228S-5D1K-090GE/840, W	1610 × 60 × 65	37.1	4260	4000	-
228S-5C1K-135EE/840, W	1785 × 60 × 65	31.7	3550	4000	-
228S-5C1K-135GE/840, W	1785 × 60 × 65	42.4	4870	4000	-
228S-5E1K-090EE/840, W	1917 × 60 × 65	32.5	3780	4000	-
228S-5E1K-090GE/840, W	1917 × 60 × 65	45	5180	4000	-
228S-5H1K-060EE/840, W	2100 × 60 × 65	34.4	4000	4000	-
228S-5H1K-060GE/840, W	2100 × 60 × 65	47.7	5480	4000	-
228S-5D1K-120EE/840, W	2147 × 60 × 65	38.2	4440	4000	-
228S-5D1K-120GE/840, W	2147 × 60 × 65	53	6080	4000	-

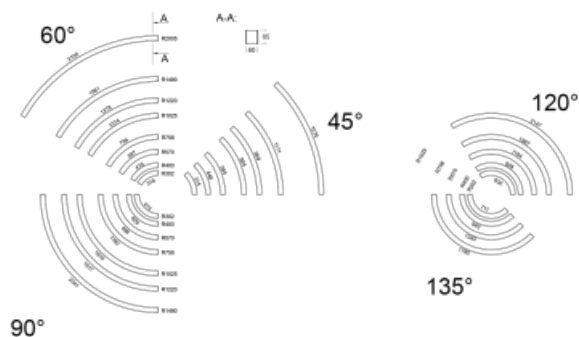
228S-5F1K-090EE/840, W	2341 × 60 × 65	38.2	4450	4000	-
228S-5F1K-090GE/840, W	2341 × 60 × 65	53	6090	4000	-

AnThese codes represent white luminaires with chromaticity temperature 4000K and opal diffuser.

Notes	Colour of the luminaires	
	Colour Temperature	3000 K warm white 4000 K cool white
	Optic system	Microprisma Opal diffuser
	Connection of the luminaires	ON/OFF DALI
	Ra	80

End caps, suspensions, supply cables, and ceiling cup for luminaires must be ordered separately. To connect into systems, please order the respective number of couplers.

## Flumo60-S



### Assembly



### Energy class

energy\_class\_g

### Light distribution



### Marks




Code	Dimensions l/w/h (mm)	Power of the luminaire (W)	Luminous flux (lm)	Colour Temperature (K)	UGR
228S-280K-045EE/840, W	315 × 60 × 65	3.9	440	4000	-
228S-280K-045GE/840, W	315 × 60 × 65	5.5	610	4000	-
228S-260K-060EE/840, W	316 × 60 × 65	3.9	440	4000	-
228S-260K-060GE/840, W	316 × 60 × 65	5.5	610	4000	-
228S-280K-060EE/840, W	419 × 60 × 65	5.2	550	4000	-
228S-280K-060GE/840, W	419 × 60 × 65	7.4	760	4000	-
228S-2B0K-045EE/840, W	448 × 60 × 65	5.9	670	4000	-
228S-2B0K-045GE/840, W	448 × 60 × 65	8.3	910	4000	-
228S-260K-090EE/840, W	474 × 60 × 65	5.9	670	4000	-
228S-260K-090GE/840, W	474 × 60 × 65	8.3	910	4000	-
228S-2C0K-045EE/840, W	595 × 60 × 65	7.6	890	4000	-
228S-2C0K-045GE/840, W	595 × 60 × 65	10.6	1220	4000	-
228S-2B0K-060EE/840, W	597 × 60 × 65	7.8	890	4000	-
228S-2B0K-060GE/840, W	597 × 60 × 65	11	1220	4000	-
228S-280K-090EE/840, W	629 × 60 × 65	7.8	890	4000	-
228S-280K-090GE/840, W	629 × 60 × 65	11	1220	4000	-
228S-260K-120EE/840, W	632 × 60 × 65	7.8	890	4000	-
228S-260K-120GE/840, W	632 × 60 × 65	11	1220	4000	-
228S-260K-135EE/840, W	711 × 60 × 65	8.8	1000	4000	-
228S-260K-135GE/840, W	711 × 60 × 65	12.4	1370	4000	-
228S-2C0K-060EE/840, W	794 × 60 × 65	10.1	1110	4000	-
228S-2C0K-060GE/840, W	794 × 60 × 65	14.2	1530	4000	-
228S-2D0K-045EE/840, W	805 × 60 × 65	10.4	1220	4000	-
228S-2D0K-045GE/840, W	805 × 60 × 65	14.6	1680	4000	-
228S-280K-120EE/840, W	838 × 60 × 65	10.4	1110	4000	-
228S-280K-120GE/840, W	838 × 60 × 65	14.8	1530	4000	-
228S-2B0K-090EE/840, W	896 × 60 × 65	11.7	1340	4000	-
228S-2B0K-090GE/840, W	896 × 60 × 65	16.5	1830	4000	-
228S-280K-135EE/840, W	943 × 60 × 65	11.7	1340	4000	-

228S-280K-135GE/840, W	943 × 60 × 65	16.5	1830	4000	-
228S-2E0K-045EE/840, W	959 × 60 × 65	12.3	1450	4000	-
228S-2E0K-045GE/840, W	959 × 60 × 65	17.3	1980	4000	-
228S-2D0K-060EE/840, W	1074 × 60 × 65	13.8	1560	4000	-
228S-2D0K-060GE/840, W	1074 × 60 × 65	19.5	2140	4000	-
228S-2F0K-045EE/840, W	1171 × 60 × 65	15.3	1780	4000	-
228S-2F0K-045GE/840, W	1171 × 60 × 65	21.2	2440	4000	-
228S-2C0K-090EE/840, W	1190 × 60 × 65	15.1	1780	4000	-
228S-2C0K-090GE/840, W	1190 × 60 × 65	21.2	2440	4000	-
228S-2B0K-120EE/840, W	1194 × 60 × 65	15.6	1780	4000	-
228S-2B0K-120GE/840, W	1194 × 60 × 65	22	2440	4000	-
228S-2E0K-060EE/840, W	1278 × 60 × 65	16.4	1890	4000	-
228S-2E0K-060GE/840, W	1278 × 60 × 65	23	2600	4000	-
228S-2B0K-135EE/840, W	1343 × 60 × 65	17.6	2010	4000	-
228S-2B0K-135GE/840, W	1343 × 60 × 65	24.8	2750	4000	-
228S-2F0K-060EE/840, W	1561 × 60 × 65	20.3	2340	4000	-
228S-2F0K-060GE/840, W	1561 × 60 × 65	28.2	3210	4000	-
228S-2H0K-045EE/840, W	1575 × 60 × 65	19.8	2340	4000	-
228S-2H0K-045GE/840, W	1575 × 60 × 65	27.9	3210	4000	-
228S-2C0K-120EE/840, W	1587 × 60 × 65	20.2	2450	4000	-
228S-2C0K-120GE/840, W	1587 × 60 × 65	28.4	3360	4000	-
228S-2D0K-090EE/840, W	1610 × 60 × 65	20.7	2450	4000	-
228S-2D0K-090GE/840, W	1610 × 60 × 65	29.2	3360	4000	-
228S-2C0K-135EE/840, W	1785 × 60 × 65	22.7	2680	4000	-
228S-2C0K-135GE/840, W	1785 × 60 × 65	31.8	3670	4000	-
228S-2E0K-090EE/840, W	1917 × 60 × 65	24.5	2900	4000	-
228S-2E0K-090GE/840, W	1917 × 60 × 65	34.5	3970	4000	-
228S-2H0K-060EE/840, W	2100 × 60 × 65	26.4	3120	4000	-
228S-2H0K-060GE/840, W	2100 × 60 × 65	37.2	4280	4000	-
228S-2D0K-120EE/840, W	2147 × 60 × 65	27.6	3120	4000	-
228S-2D0K-120GE/840, W	2147 × 60 × 65	39	4280	4000	-

228S-2F0K-090EE/840, W	2341 × 60 × 65	30.6	3570	4000	-
228S-2F0K-090GE/840, W	2341 × 60 × 65	42.4	4890	4000	-

AnThese codes represent white luminaires with chromaticity temperature 4000K and opal diffuser.

Notes	Colour of the luminaires	
	Colour Temperature	3000 K warm white 4000 K cool white
	Optic system	Microprisma Opal diffuser
	Connection of the luminaires	ON/OFF DALI
	Ra	80

End caps, suspensions, supply cables, and ceiling cup for luminaires must be ordered separately. To connect into systems, please order the respective number of couplers.

## Legend

### Type of installation

	Recessed lights		Wall mounted lights
	Semi-recessed luminaire		Suspended lights
	Surface lights		Free-standing lights
	3 circuit track lights		Table lamp lights

### Light distribution

	Direct luminaire
	Direct-indirect luminaire
	Indirect luminaire

### Light source

	<b>Tunable White</b> adjusting the color temperature		<b>RealWhite</b> true display of white color
	<b>RealColour</b> true display of colors Ra≥97		<b>StrongColour</b> highlight one color

### Marks

	Luminaire of electrical classification I (accessible conductive parts are connected to a protective cable)
	Luminaire of electrical classification II (accessible conductive parts are connected to a protective cable)
	Luminaire of electrical classification III (protection against electric shock is based on double or reinforced insulation)
	European mark of conformity that indicates the conformity of the properties of the product with all the harmonized standards and regulations of the European Community that apply to it
	Luminaires are certified according to the European ENEC system
	Recommended mounting hole size

**IPxy** IP code indicating the degree of protection of live parts

**EAC** Eurasian Conformity

## 11S-501I-20GGE/840, W

11S-501I-20GGE/840, W

11S-501I-20GGE/840, W

11S-501I-20GGE/840, W

**Optic system**

**Electrical connection**

**Colour**

### Optic system

<b>B</b>	Microprismatic system, low UGR	<b>L</b>	Plain aluminium reflector
<b>C</b>	Clear cover	<b>M</b>	Matt parabolic louvre
<b>D</b>	Asymmetric reflector	<b>S</b>	SPOT - narrow angle
<b>E</b>	Polished parabolic louvre, high LOR	<b>U</b>	MEDIUM - middle angle
<b>F</b>	FLOOD - wide angle	<b>W</b>	Wide beam angle
<b>I</b>	Microprismatic optical system	<b>Z</b>	Plastic louver, low UGR
<b>K</b>	Opal diffuser		

### Electrical connection

<b>/BT</b>	Luminaires controlled via Bluetooth technology	<b>P</b>	Sensor and electronic ballast
<b>D</b>	DALI dimmable	<b>T</b>	By switch dimmable (touch dimm)
<b>E</b>	Electronic ballast non-dimmable	<b>TD</b>	DALI or by switch (touch dimm) dimmable
<b>M</b>	Electronic ballast non-dimmable with 1h emergency	<b>U</b>	Dimmable luminaire with dimmer on the luminaire
<b>M3</b>	Electronic ballast non-dimmable with 3h emergency		

### Colour

<b>W</b>		<b>RAL 9003</b>	<b>B</b>		<b>RAL 9005</b>	<b>S</b>		<b>TIGER 09/90530</b>
<b>1021</b>		<b>RAL 1021</b>	<b>2000</b>		<b>RAL 2000</b>	<b>3020</b>		<b>RAL 3020</b>
<b>5015</b>		<b>RAL 5015</b>	<b>6018</b>		<b>RAL 6018</b>	<b>7016</b>		<b>RAL 7016</b>
<b>9006</b>		<b>RAL 9006</b>	<b>9010</b>		<b>RAL 9010</b>			

### Značky typu

	Smart – Luminaire or the lighting system controlled by motion, daylight or via smart devices using Bluetooth technology
	Acoustic – Luminaire with acoustic absorption properties which reduce disturbing noise and improve the acoustics of the room
	Multiwatt – Luminaires with individually adjustable luminous flux using a special antenna or mobile application

**UGR** UGR – The luminaire suitable for office spaces