



## Luminaire

# Lina35-S

35S-220K-20GEE/840, S

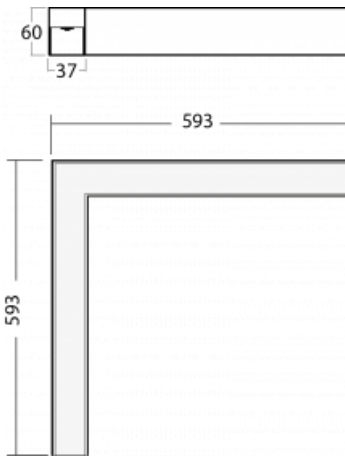
The product is only available on request.



The linear system luminaires of the Lina35-S family provide one of the thinnest profiles in our product range. The luminaires with direct distribution of light are available in the pendant, surface, and recessed versions for ceiling installations and can also be mounted on the wall. In any case, you can line the luminaires up in a row thus creating the ideal length to meet your needs. Thanks to the option to extend and retract the opal diffuser, you can find the ideal combination of lights for a specific interior according to your needs. Thanks to this variability, Lina35-S can be used in virtually any area, but especially in the social, public and commercial ones. Luminaires with an extended diffuser diffuse their light into a significantly larger area thus helping to soften the entire interior.

|  |                         |
|--|-------------------------|
| Type of installation                   | Surface                 |
| Light distribution                     | Direct                  |
| Luminaire shape                        | Corner                  |
| Colour of the luminaires               | Silver                  |
| Material                               | Aluminium               |
| Lifetime                               | L90/B50 50 000 hours    |
| Warranty                               | 5 years                 |
| Description of luminaires              | Luminaire surface       |
| Dimensions<br>(l × w × h mm)           | 593 mm × 593 mm × 60 mm |
| Weight                                 | 2.2 kg                  |
| Light source                           | LED MODUL               |
| DIR optical system                     | Opal diffuser           |
| Luminous flux*                         | 1450 lm                 |
| Colour Temperature                     | 4000 K cool white       |
| Luminous efficacy                      | 94 lm/W                 |
| MacAdam Light source                   | 2                       |
| Colour rendering index                 | 80                      |
| UGR max. X=4H<br>Y=8H, $\rho=70,50,20$ | 25.3                    |

## Technical drawing



Luminaire power input\* 15.5 W

Connection of the luminaires ON/OFF

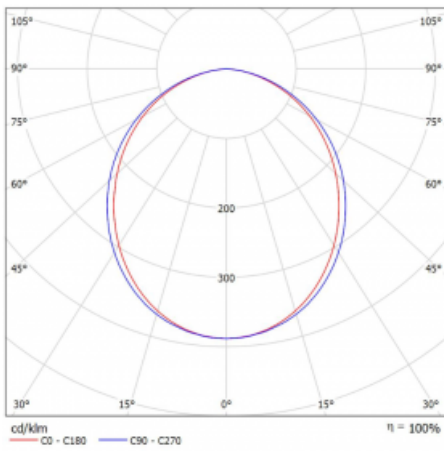
Electrical voltage 220-240V

Frequency 50/60Hz

⊕ CE IP 20

\*±10 %

## Curve



## Downloads

Installation instructions



Photos



**Accessories**


**00-00350, K**  
cable 3x0,75 1000mm,  
transparent



**00-00352, K**  
cable 3x0,75 2000mm,  
transparent



**00-00358, K**  
cable 3x0,75 4000mm,  
transparent



**00-00360, K**  
cable 3x0,75 6000mm,  
transparent



**00-00363, K**  
cable 5x1,5 2000mm



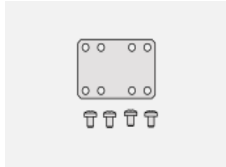
**00-00364, K**  
cable 5x1,5 4000mm



**00-00365, K**  
cable 5x1,5 6000mm



**00-00370, S**  
ceiling cup 80x80x32mm



**35-00200, F**  
straight connector



**35-00300, N**  
wire suspension  
2000mm



**35-20101, S**  
2xend cap - metal, 5-  
conductor terminal box,  
grommet