



Luminaire

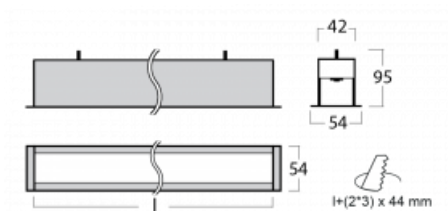
Lina35-S

35S-000K-30GEE/830, S



The linear system luminaires of the Lina35-S family provide one of the thinnest profiles in our product range. The luminaires with direct distribution of light are available in the pendant, surface, and recessed versions for ceiling installations and can also be mounted on the wall. In any case, you can line the luminaires up in a row thus creating the ideal length to meet your needs. Thanks to the option to extend and retract the opal diffuser, you can find the ideal combination of lights for a specific interior according to your needs. Thanks to this variability, Lina35-S can be used in virtually any area, but especially in the social, public and commercial ones. Luminaires with an extended diffuser diffuse their light into a significantly larger area thus helping to soften the entire interior.

Technical drawing



Type of installation	Recessed
Light distribution	Direct
Luminaire shape	Linear
Colour of the luminaires	Silver
Material	Aluminium
Lifetime	L90/B50 50 000 hours
Warranty	5 years
Description of luminaires	Luminaire recessed
Dimensions (l × w × h mm)	1683 mm × 54 mm × 95 mm
Weight	2.6 kg
Light source	LED MODUL
DIR optical system	Opal diffuser
Luminous flux*	2070 lm
Colour Temperature	3000 K warm white
Luminous efficacy	89 lm/W
MacAdam Light source	2
Colour rendering index	80
UGR max. X=4H Y=8H, ρ=70,50,20	25.1

Curve



Luminaire power input* 23.2 W

Connection of the luminaires ON/OFF

Electrical voltage 220-240V

Frequency 50/60Hz

⊕ CE IP 20

*±10 %

Downloads

Installation instructions



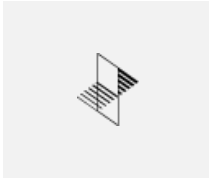
Photos



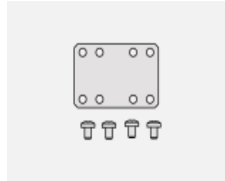
Accessories



35-00101, S
2x recessed end cap
- metal, 5-conductor
terminal box,
grommet



35-00111, S
2x recessed end cap
long - metal, 5-
conductor terminal
box, grommet



35-00200, F
straight connector



35-00300, N
wire suspension
2000mm