



## Luminaire

# Rundo 87


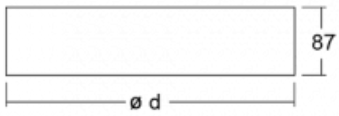
191-250K-10GGEI/830, S



Circular luminaires with an aluminium profile with a height of 87 mm and an excellent luminous efficacy of up to 145 lm/W. A Rundo87 family not only by its name, but also in terms of its functions and dimensions with a diameter of up to 1150 mm. These surface or pendant luminaires can be used as basic lighting features in commercial and residential spaces. Thanks to sophisticated technology, the luminaires do not cause glare and the lighting can be adapted to smaller or large commercial spaces. You can choose between a version with an opal diffuser made of PMMA or a microprismatic optical system.

|                                   |                                |
|-----------------------------------|--------------------------------|
| Type of installation              | Surface, Wall mounted          |
| Light distribution                | Direct                         |
| Luminaire shape                   | Circular                       |
| Colour of the luminaires          | Silver                         |
| Material                          | Aluminium                      |
| Lifetime                          | L90/B50 50 000 hours           |
| Warranty                          | 5 years                        |
| Description of luminaires         | Luminaire surface/wall mounted |
| Dimensions                        | ø 500 mm × 87 mm               |
| Weight                            | 4.9 kg                         |
| Light source                      | LED MODUL                      |
| DIR optical system                | Opal diffuser                  |
| Luminous flux*                    | 4500 lm                        |
| Colour Temperature                | 3000 K warm white              |
| Luminous efficacy                 | 118 lm/W                       |
| MacAdam Light source              | 3                              |
| Colour rendering index            | 80                             |
| UGR max. X=4H<br>Y=8H, ρ=70,50,20 | 23.3                           |

## Technical drawing



Luminaire power input\* 38.1 W

Connection of the luminaires ON/OFF multiwatt

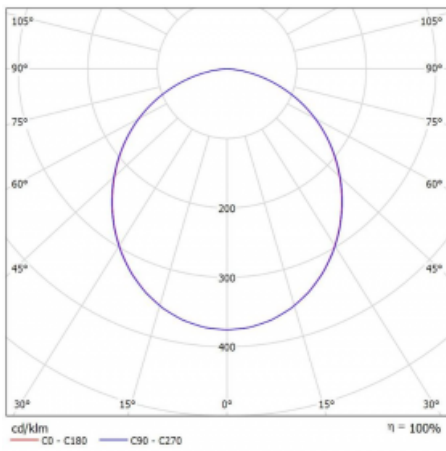
Electrical voltage 220-240V

Frequency 50/60Hz

   IP 40

\* $\pm 10\%$

## Curve



## Downloads

Installation instructions



Photos

