



Luminaire

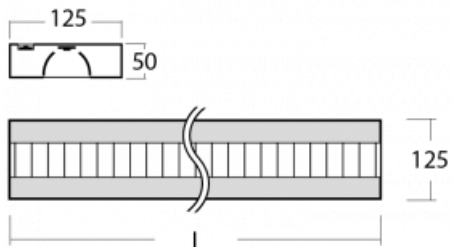
Zuli-S

121S-531M-25GGE/830, W



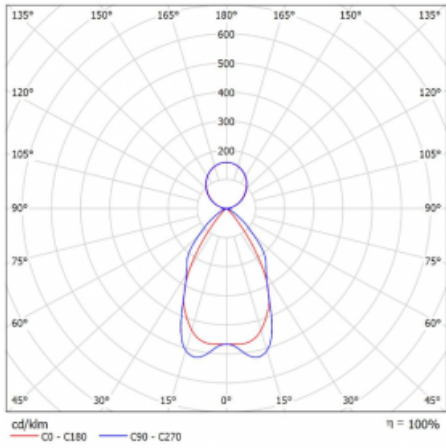
We realize that there is beauty in simplicity, so we have created our Zuli-S system luminaire. The Zuli-S luminaire is based on the timeless shape that everyone has known for many years. The luminaires come with a very efficient LED light source, thanks to which the luminaires have a very high economical and, last but not least, ecological value, as they require a relatively small amount of energy. Zuli-S luminaires can be fitted with a parabolic louvre made of polished aluminium sheet or an opal diffuser.

Technical drawing



Type of installation	Suspended
Light distribution	Direct-indirect
Luminaire shape	Angular
Colour of the luminaires	White
Material	Aluminium
Lifetime	L80/B20 50 000 hours
Warranty	5 years
Description of luminaires	Luminaire suspended
Dimensions (l × w × h mm)	1415 mm × 125 mm × 50 mm
Weight	3.6 kg
Light source	LED MODUL
DIR optical system	Matt parabolic louvre
INDIR optical system	Celar cover
Luminous flux*	7420 lm
Colour Temperature	3000 K warm white
Luminous efficacy	118 lm/W
MacAdam Light source	2
Colour rendering index	80
UGR max. X=4H Y=8H, $\theta=70,50,20$	12

Curve



Luminaire power input* 62.9 W

Connection of the luminaires ON/OFF

Electrical voltage 220-240V

Frequency 50/60Hz

⊕ CE IP 20

*±10 %

Downloads

Installation instructions



Photos



Accessories


00-00352, K
cable 3x0,75 2000mm,
transparent



00-00355, K
cable 5x0,75 2000mm,
transparent



00-00356, K
cable 5x0,75 4000mm,
transparent



00-00358, K
cable 3x0,75 4000mm,
transparent



00-00360, K
cable 3x0,75 6000mm,
transparent



00-00363, K
cable 5x1,5 2000mm



00-00364, K
cable 5x1,5 4000mm



00-00365, K
cable 5x1,5 6000mm



00-00370, S
ceiling cup 80x80x32mm



121-00200, N
straight connector



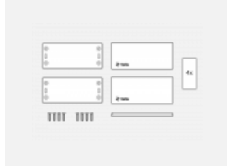
121-00300, N
wire suspension
2000mm



121-00301, N
wire suspension
4000mm



121-00302, N
wire suspension
6000mm



121-20101, W
2xend cap - plastic